


Dielectric Fittings



Dielectric Fittings



Introduction

SUPERLOK Dielectric Fittings are designed to insulate subsystems from electrical current, voltages and static charges.

Installed on impulse lines ahead of monitoring stations in natural gas pipelines, the fittings interrupt cathodic current flow while permitting full fluid flow.

Features

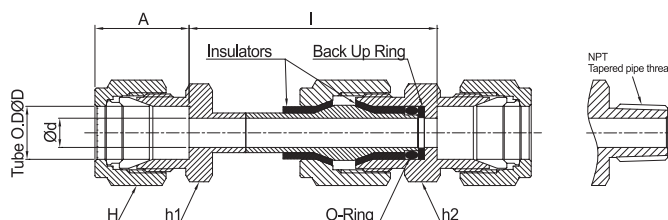
- Metal components are machined from 316 stainless steel for use in rugged environments.
- Thermoplastic insulation with excellent electrical and chemical, ultraviolet resistance and low water absorption maintains dielectric strength and integrity over a wide range of operating and climatic conditions.
- Gaugeable SUPERLOK Tube Fitting or tapered pipe thread end connections provide direct connection to tubing or piping system.

Materials

- Body Materials : 316 Stainless Steel
- Insulator : PEEK
- O-ring Material : 70 durometer VITON
- Back-up Washer : Virgin PTFE

Technical Data

- Electrical resistance of insulators at 70°F (20°C) : 10 X 10⁶ Ω at 10V (dc)
- Pressure Rating : 5000 psig (344 bar)
- Temperature Rating : -40 to 200°F (-40 to 93°C)



WARNING : A "NO WRENCHING" label is placed on the hex of the nut in the insulation sections. Do not disconnect at this point. Instructions are provided with every SUPERLOK® dielectric fitting.

Part No.	Tube OD ΦD	Thread	Width Across Flat, inch			dimensions, mm			
			h1	h2	H	Φd	A	I	L
SDE- S4	1/4"	-	1/2	13/16	9/16	7.1	15.6	65.5	96.70
SDE- S6	3/8"	-	5/8		11/16		17.0	66.4	100.40
SDE- S8	1/2"	-	13/16		7/8		22.9	60.3	106.10
SDE-S12M	12mm	-	22mm				23.1	60.3	106.40
SDE-S6-M4N	3/8"	1/4" M.NPT	5/8	7/8	11/16	17.0	N/A	95.18	

- Dimensions and Drawings are for reference only and are subject to change without prior notice.

- Unless otherwise specified, all dimensions are in millimeters.

- Sizes, pressure classes, and end connections not listed are available upon request.

- Dimensions shown with SUPERLOK nuts finger-tight, where applicable.

Ordering Information

Example :

SDE - S6 - M4N
 1 2 1 2

1. End Connection Type

- S = SUPERLOK Tube Fitting
- F = Female Thread
- M = Male Thread

2. Size of Fitting

Tube OD Designator

Tube OD(inch)	1/4	3/8	1/2	-
Designator	4	6	8	-
Tube OD(mm)	6	8	10	12
Designator	6M	8M	10M	12M

Pipe Thread Designator

Size (inch)	1/8	1/4	3/8	1/2	3/4	1
NPT	2N	4N	6N	8N	12N	16N
ISO Tapered	2R	4R	6R	8R	12R	16R

Memo



BMT Co., Ltd.

Headquarters

(46031) 부산시 기장군 장안읍 신소재산단2로 17 (반룡리)

17, Sinsojaesandan 2-ro, Jangan-eup, Gijang-gun, Busan, 46031 South Korea

TEL: +82 51 780 5000 FAX: +82 51 780 5100

E-mail: superlok@superlok.com

WEB: www.superlok.com

Fittings & Valves

Industrial

Instrumentation Tube Fittings

i-Fitting®

Ball/Plug Valves

Double Block & Bleed Valves

Manifold/Gauge Valves

Globe/Needle Valves

Cryogenic Valves

Check/Relief/Excess Flow Valves

Medium/High Pressure Fittings & Valves

Eco-fuel Conversion and Supply Units

Ultra High Purity

HGS® (High-integrated Gas System)

Weld & Metal Face Seal Fittings

Bend Fittings

Diaphragm Valves

Bellows Valves

Check Valves

Clean Ball Valves

Regulators

Gas Filters

HGS® : Trademark registered in Republic of Korea (as of April 2024)

Electric & Energy

Metal Clad Switchgear (MCSG)

Compact Switchboard

Motor Control Center (MCC)

Smart Distribution Board

Energy Management System (EMS)