
Flexible Metal Hoses

• SFH Series



Flexible Metal Hoses

SFH Series

Features

- Stainless steel construction.
- Positive pressure up to 1600psig. (110bar)
- Wide variety of fractional and metric end connections from 1/4 to 2 in and 6 to 38mm.
- Custom options and assemblies available.



Technical Data

Nominal Hose Size in.	Hose Series	Minimum Bend Radius, in. (cm)		Temperature Range, °F(°C)	Working Pressure @-325 to 300°F (-200 to 148°C), psig (bar)	Minimum Burst @70°F(20°C), psig (bar)
		Static	Dynamic			
1/4	SFH4	0.75 (1.90)	4.33 (11.0)	-325 to 800 (-200 to 426)	1600 (110)	6400 (440)
3/8	SFH6	0.87 (2.21)	5.91 (15.0)		1470 (101)	5880 (405)
1/2	SFH8	1.04 (2.64)	6.50 (16.5)		1110 (76.4)	4440 (305)
3/4	SFH12	1.61 (4.09)	8.86 (22.5)		860 (59.2)	3440 (237)
1	SFH16	1.89 (4.80)	10.2(26.0)		680 (46.8)	2720 (187)
1 1/4	SFH20	2.16 (5.49)	11.8 (30.0)		680 (46.8)	2720 (187)
1 1/2	SFH24	2.33 (5.92)	13.4 (34.0)		520 (35.8)	2080 (143)
2	SFH32	3.10 (7.87)	15.4 (39.1)		450 (31.0)	1800 (124)

• Do not subject Flexible metal hose to system pressure surges, shock or pulsations greater than 50% of the working pressure rating.

Ordering Information

Example : **SFH4 - S4 - M4N - 1.5**

1
2 3
2 3
4

1. Hose series and size

- SFH4 SFH12 SFH24
 SFH6 SFH16 SFH32
 SFH8 SFH20

2. Port Type

- S = SUPERLOK Tube Fitting
 M = Male Pipe Thread
 F = Female Pipe Thread
 ※ For the Port Type/Size of Tube Adapters, please refer to the next page.

3. Port Size

Pipe Thread Designator

Size(inch)	1/8	1/4	3/8	1/2	3/4	1
ISO Tapered	2R	4R	6R	8R	12R	16R
NPT	2N	4N	6N	8N	12N	16N

Tube O.D Designator

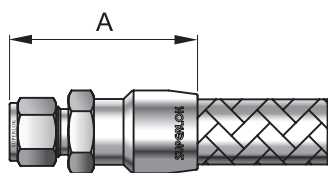
Fractional Tube	O.D(inch)	1/16	1/8	3/16	1/4	5/16	3/8	1/2	5/8	3/4	7/8	1	1-1/4	1-1/2	2
	Designator		1	2	3	4	5	6	8	10	12	15	16	20	24
Metric Tube	O.D(mm)	2	3	4	6	8	10	12	16	20	22	25	28	32	38
	Designator		2M	3M	4M	6M	8M	10M	12M	16M	20M	22M	25M	28M	32M

4. Overall length in meters

※ For special sizes and configurations, please consult BMT (SUPERLOK) sales representative.

Table of Dimensions

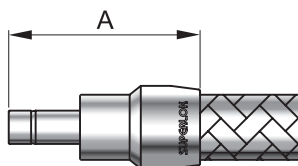
SUPERLOK Tube Fitting



Part No.		Tube OD(inch)	Dimension A
SFH 4	S4	1/4	47.5
SFH 6	S6	3/8	50.8
SFH 8	S8	1/2	61.7
SFH 12	S12	3/4	66.5
SFH 16	S16	1	81.3
SFH 20	S20	1 1/4	96.3
SFH 24	S24	1 1/2	108.0
SFH 32	S32	2	133.0

• Metric connections are available upon request.

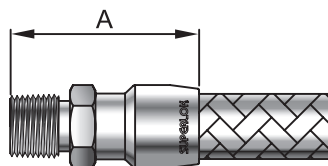
Tube Adapter



Part No.		Tube OD(inch)	Dimension A
SFH 4	4TA	1/4	38.6
SFH 6	6TA	3/8	46.0
SFH 8	8TA	1/2	54.9
SFH 12	12TA	3/4	63.5
SFH 16	16TA	1	75.9

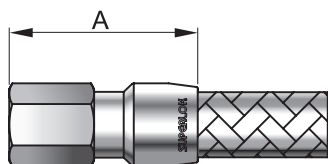
• Metric connections are available upon request.

Male Pipe Threads, NPT



Part No.		Tube OD(inch)	Dimension A
SFH 4	M4N	1/4	43.2
SFH 6	M6N	3/8	48.5
SFH 8	M8N	1/2	58.9
SFH 12	M12N	3/4	62.3
SFH 16	M16N	1	77.5
SFH 20	M20N	1 1/4	79.8
SFH 24	M24N	1 1/2	85.9
SFH 32	M32N	2	92.2

Female Pipe Threads, NPT



Part No.		Tube OD(inch)	Dimension A
SFH 4	F4N	1/4	46.0
SFH 6	F6N	3/8	46.7
SFH 8	F8N	1/2	62.2
SFH 12	F12N	3/4	61.2
SFH 16	F16N	1	74.2
SFH 24	F24N	1 1/2	83.3

- Dimensions and Drawings are for reference only and are subject to change without prior notice.

- Unless otherwise specified, all dimensions are in millimeters.

- Sizes, pressure classes, and end connections not listed are available upon request.

BMT Co., Ltd.

Headquarters

(46031) 부산시 기장군 장안읍 신소재산단2로 17 (반룡리)

17, Sinsojaesandan 2-ro, Jangan-eup, Gijang-gun, Busan, 46031 South Korea

TEL: +82 51 780 5000 FAX: +82 51 780 5100

E-mail: superlok@superlok.com

WEB: www.superlok.com

Fittings & Valves

Industrial

Instrumentation Tube Fittings

i-Fitting®

Ball/Plug Valves

Double Block & Bleed Valves

Manifold/Gauge Valves

Globe/Needle Valves

Cryogenic Valves

Check/Relief/Excess Flow Valves

Medium/High Pressure Fittings & Valves

Eco-fuel Conversion and Supply Units

Ultra High Purity

HGS® (High-integrated Gas System)

Weld & Metal Face Seal Fittings

Bend Fittings

Diaphragm Valves

Bellows Valves

Check Valves

Clean Ball Valves

Regulators

Gas Filters

HGS® : Trademark registered in Republic of Korea (as of April 2024)

Electric & Energy

Metal Clad Switchgear (MCSG)

Compact Switchboard

Motor Control Center (MCC)

Smart Distribution Board

Energy Management System (EMS)