



























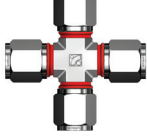



i-Fitting®



i-Fitting Index

 <p>SUI Union 5P</p>	 <p>SFEI Female Elbow 16P</p>	 <p>SRI Reducer 26P</p>
 <p>SRUI Reducing Union 6P</p>	 <p>SUTI Union Tee 17P</p>	 <p>SOSCI O-Seal Straight Thread Connector 27P</p>
 <p>SMCI Male Connector 7P</p>	 <p>SRUTI Reducing Union Tee 18P</p>	 <p>SOPCI O-Seal Pipe Thread Connector 27P</p>
 <p>SFCI Female Connector 8P</p>	 <p>SMBTI Male Branch Tee 19P</p>	 <p>SSMCI SAE/MS Male Connector 28P</p>
 <p>SGCI Gauge Connector 9P</p>	 <p>SPMBTI Positionable Male Branch Tee 20P</p>	 <p>SPWCI Male Pipe Weld Connector 29P</p>
 <p>SUEI Union Elbow 10P</p>	 <p>SMRTI Male Run Tee 21P</p>	 <p>SMPWEI Male Pipe Weld Elbow 29P</p>
 <p>SHMEI 45° Male Elbow 11P</p>	 <p>SFBTI Female Branch Tee 22P</p>	 <p>SSWCI Tube Socket Weld Connector 30P</p>
 <p>SMEI Male Elbow 12P</p>	 <p>SFRTI Female Run Tee 23P</p>	 <p>SSWEI Tube Socket Weld Elbow 30P</p>
 <p>SPHMEI 45° Positionable Male Elbow 13P</p>	 <p>SUCI Union Cross 24P</p>	
 <p>SPMEI Positionable Male Elbow 14P</p>	 <p>SAUI An Union 25P</p>	




Tube Fitting that is:

The Most-Advanced
Chevron-Approved

Industry-Changing
BMT-Patented

Why i-Fitting is the Right choice?

Can you SEE the Leak Points?



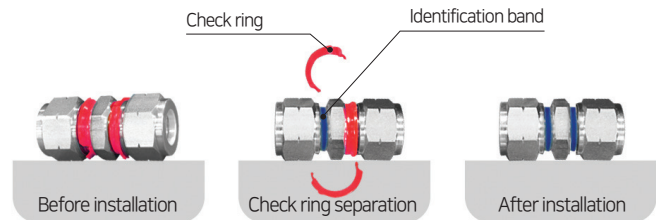
PERFECT CONNECTION can be SEEN, HEARD, FELT with this SAFEST fitting in the market!

Consistent and perfect installation can be made by anyone

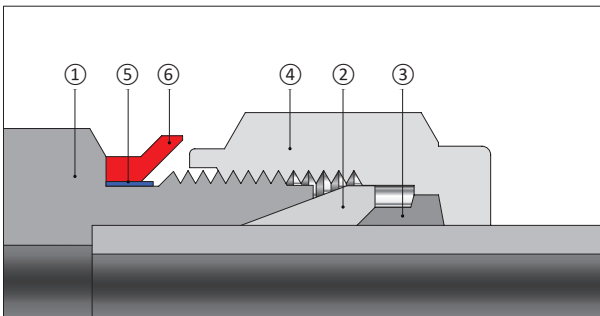
Most tube fitting leaks are caused by improper installation. i-Fitting ensure a safe, quick, and precision connection every time. The “Check Ring”, which function as a built-in gap gauge, separates as a fitting is tightened to the exact point of perfect compression. This quality control and safety features reduce installer error attributed to unskilled work and assure consistent leak free connections.

Improvement of productivity and cost saving

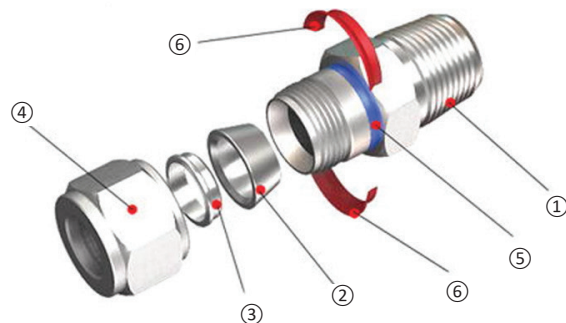
i-Fitting enables efficient and safe installation by helping installers identify the status of installation simply by ‘seeing, hearing, and touching’. Upon completion of installation, additional inspection with separate tools such as gap-inspection gauge (which normally required for conventional tube fitting) is not required. i-Fitting, therefore, not only saves installation time but also minimizes overall quality costs by reducing errors.



Structure




- ① Body
- ② Front Ferrule
- ③ Back Ferrule
- ④ Nut
- ⑤ Identification Bend*
- ⑥ Check Ring**



* Identification band: Blue for fractional (inch), Green for metric (mm)
 ** Check Ring: Red for fractional (inch), Yellow for metric (mm)

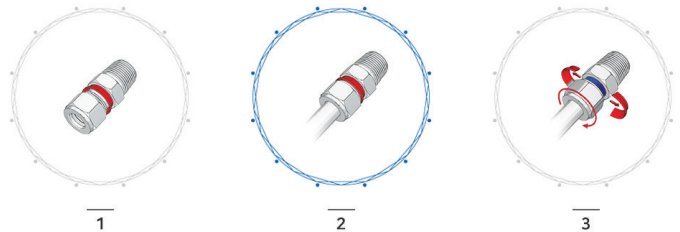
Features

- i-Fitting components include: body, front & back ferrule, nut, identification band, and check ring
- The check ring is essentially a built-in gap gauge, which separates when a fitting is tightened to the point of perfect compression
- Solves over- and under-tightening problems
- Increases installer safety in high pressure and dangerous chemical environments
- Improves productivity and reduces costs
- Industry changing, patented design by BMT
- Applicable to valve connections
- Sizes (Standard): 1/4 to 1 inches and 6mm to 25mm



Installation Instructions

- (1) Prepare for i-Fitting® consisting of body, nut, front/back ferrule, and check ring.
- (2) Fully insert the tube into i-Fitting® and against the shoulder; rotate the nut finger-tight until the tube will not turn by hand.
- (3) While holding the fitting body steady, tighten the nut until the check ring separates from the body. This separation of the check ring indicates the completion of installation.



Ordering information

Example : $\frac{\text{SMCI}}{1} - \frac{8}{2} - \frac{8N}{2} - \frac{B}{3}$

1. Type of fitting

For i-Fitting "I" is used as a suffix to the type designator of SUPERLOK Tube Fitting.

(Example: SMC for SUPERLOK Male Connector
→ SMCI for i-Fitting Male Connector)

Please refer to i-Fitting type index on page 2.

Examples :

- **SUI** = i-fitting union
- **SMCI** = i-fitting male connector

2. Size of Fitting

Tube O.D (inch)	1/4	3/8	1/2	3/4	1
Designator	4	6	8	12	16
Tube O.D (mm)	6	10	12	20	25
Designator	6M	10M	12M	20M	25M

3. Material

- **SS(Blank)** = Stainless Steel
- **B** = Brass
- **AL** = Aluminum
- **15** = Carbon Steel
- **M40** = Monel Alloy 400
- **825** = Alloy 825
- **625** = Alloy 625
- **276** = Alloy C-276

SUI
Union




Connects Fractional Tubes

Part No.	Tube OD D (inch)	d Min	Width Across Flat		A	B	I	L
			h (inch)	H (inch)				
SUI - 4	1/4	4.82	1/2	9/16	15.24	17.78	26.16	40.89
SUI - 6	3/8	7.11	5/8	11/16	16.76	19.30	30.22	44.95
SUI - 8	1/2	10.41	13/16	7/8	22.86	21.84	30.98	51.30
SUI - 12	3/4	15.74	1-1/16	1-1/8	24.38	21.84	33.27	53.59
SUI - 16	1	22.35	1-3/8	1-1/2	31.24	26.41	40.38	64.77

Connects Metric Tubes

Part No.	Tube OD D	d Min	Width Across Flat		A	B	I	L
			h	H				
SUI - 6M	6	4.8	14	14	15.3	17.7	26.2	41.0
SUI - 8M	8	6.4	15	16	16.2	18.6	28.2	43.2
SUI - 10M	10	7.9	18	19	17.2	19.5	31.0	46.2
SUI - 12M	12	9.5	22	22	22.8	22.0	31.0	51.2
SUI - 16M	16	12.7	24	25	24.4	22.0	31.8	52.0
SUI - 18M	18	15.1	27	30	24.4	22.0	33.3	53.5
SUI - 20M	20	15.9	30	32	26.0	22.0	34.8	55.0
SUI - 25M	25	21.8	35	38	31.3	26.5	40.4	65.0

SRUI Reducing Union



Connects Fractional Tubes

Part No.	Tube OD		d Min	Width Across Flat			A	A ₁	B	B ₁	I	L
	D (inch)	D ₁ (inch)		h (inch)	H (inch)	H ₁ (inch)						
SRUI - 6 - 4	3/8	1/4	4.82	5/8	11/16	9/16	16.76	15.24	19.30	17.78	28.44	43.18
SRUI - 8 - 4	1/2	1/4	4.82	13/16	7/8	9/16	22.86	15.24	21.84	17.78	29.46	46.99
SRUI - 8 - 6	1/2	3/8	7.11	13/16	7/8	11/16	22.86	16.76	21.84	19.30	30.98	48.51
SRUI - 12 - 4	3/4	1/4	4.82	1-1/16	1-1/8	9/16	24.38	15.24	21.84	17.78	31.75	49.27
SRUI - 12 - 6	3/4	3/8	7.11	1-1/16	1-1/8	11/16	24.38	16.76	21.84	19.30	33.27	50.80
SRUI - 12 - 8	3/4	1/2	10.41	1-1/16	1-1/8	7/8	24.38	22.86	21.84	21.84	33.27	53.59
SRUI - 16 - 8	1	1/2	10.41	1-3/8	1-1/2	7/8	31.24	22.86	26.41	21.84	39.50	63.24
SRUI - 16 - 12	1	3/4	15.74	1-3/8	1-1/2	1-1/8	31.24	24.38	26.41	21.84	39.00	62.73


Connects Metric Tubes

Part No.	Tube OD		d Min	Width Across Flat			A	A ₁	B	B ₁	I	L
	D	D ₁		h	H	H ₁						
SRUI - 8M - 6M	8	6	4.8	15	16	14	16.2	15.3	18.6	17.7	27.4	42.3
SRUI - 10M - 6M	10	6	4.8	18	19	14	17.2	15.3	19.5	17.7	29.5	44.5
SRUI - 10M - 8M	10	8	6.4	18	19	16	17.2	16.2	19.5	18.6	30.0	45.1
SRUI - 12M - 6M	12	6	4.8	22	22	14	22.8	15.3	22.0	17.7	29.5	47.0
SRUI - 12M - 8M	12	8	6.4	22	22	16	22.8	16.2	22.0	18.6	30.2	47.8
SRUI - 12M - 10M	12	10	7.9	22	22	19	22.8	17.2	22.0	19.5	31.0	48.7
SRUI - 16M - 12M	16	12	9.5	24	25	22	24.4	22.8	22.0	22.0	31.8	52.0
SRUI - 25M - 18M	25	18	15.1	35	38	30	31.3	24.4	26.5	22.0	38.6	61.0
SRUI - 25M - 20M	25	20	15.9	35	38	32	31.3	26.0	26.5	22.0	39.9	62.3

- Dimensions and Drawings are for reference only and are subject to change without prior notice.
- Unless otherwise specified, all dimensions are in millimeters.
- Sizes, pressure classes, and end connections not listed are available upon request.
- Dimensions shown with SUPERLOK nuts finger-tight, where applicable.

SMCI

Male Connector



Connects Fractional Tube To Female NPT Thread

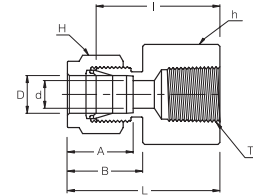

Part No.	Tube OD D (inch)	T (NPT)	d Min	Width Across Flat		A	B	I	L
				h (inch)	H (inch)				
SMCI - 4 - 6N	1/4	3/8	4.82	11/16	9/16	15.24	17.78	30.98	38.35
SMCI - 4 - 8N	1/4	1/2	4.82	7/8	9/16	15.24	17.78	37.33	44.70
SMCI - 6 - 4N	3/8	1/4	7.11	5/8	11/16	16.76	19.30	32.51	39.87
SMCI - 6 - 6N	3/8	3/8	7.11	11/16	11/16	16.76	19.30	32.51	39.87
SMCI - 6 - 8N	3/8	1/2	7.11	7/8	11/16	16.76	19.30	38.86	46.22
SMCI - 8 - 4N	1/2	1/4	7.11	13/16	7/8	22.86	21.84	33.27	43.43
SMCI - 8 - 6N	1/2	3/8	9.65	13/16	7/8	22.86	21.84	33.27	43.43
SMCI - 8 - 8N	1/2	1/2	10.41	7/8	7/8	22.86	21.84	38.86	49.02
SMCI - 8 - 12N	1/2	3/4	10.41	1-1/16	7/8	22.86	21.84	40.38	50.54
SMCI - 12 - 12N	3/4	3/4	15.74	1-1/16	1-1/8	24.38	21.84	40.38	50.54
SMCI - 16 - 16N	1	1	22.35	1-3/8	1-1/2	31.24	26.41	50.03	62.23

Connects Metric Tube To Female ISO Tapered Thread

Part No.	Tube OD D	T (PT)	d Min	Width Across Flat		A	B	I	L
				h	H				
SMCI - 6M - 2R	6	1/8	4.8	14	14	15.3	17.7	25.4	32.8
SMCI - 6M - 4R	6	1/4	4.8	14	14	15.3	17.7	30.5	37.9
SMCI - 6M - 6R	6	3/8	4.8	18	14	15.3	17.7	31.0	38.4
SMCI - 8M - 4R	8	1/4	6.4	15	16	16.2	18.6	31.2	38.7
SMCI - 8M - 6R	8	3/8	6.4	18	16	16.2	18.6	31.8	39.3
SMCI - 8M - 8R	8	1/2	6.4	22	16	16.2	18.6	38.1	45.6
SMCI - 10M - 6R	10	3/8	7.9	18	19	17.2	19.5	33.3	40.9
SMCI - 10M - 8R	10	1/2	7.9	22	19	17.2	19.5	38.9	46.5
SMCI - 12M - 8R	12	1/2	9.5	22	22	22.8	22.0	38.9	49.0
SMCI - 12M - 12R	12	3/4	9.5	27	22	22.8	22.0	40.4	50.5
SMCI - 16M - 8R	16	1/2	11.9	24	25	24.4	22.0	38.9	49.0
SMCI - 16M - 12R	16	3/4	12.7	27	25	24.4	22.0	40.4	50.5
SMCI - 18M - 8R	18	1/2	11.9	27	30	24.4	22.0	40.4	50.5
SMCI - 18M - 12R	18	3/4	15.1	27	30	24.4	22.0	40.4	50.5
SMCI - 20M - 8R	20	1/2	11.9	30	32	26.0	22.0	42.2	52.3
SMCI - 20M - 12R	20	3/4	15.9	30	32	26.0	22.0	42.2	52.3
SMCI - 25M - 12R	25	3/4	15.9	35	38	31.3	26.5	45.2	57.5
SMCI - 25M - 16R	25	1	21.8	35	38	31.3	26.5	50.0	62.3

- Dimensions and Drawings are for reference only and are subject to change without prior notice.
- Unless otherwise specified, all dimensions are in millimeters.
- Sizes, pressure classes, and end connections not listed are available upon request.
- Dimensions shown with SUPERLOK nuts finger-tight, where applicable.

SFCI Female Connector



Connects Fractional Tubes To Male NPT Thread

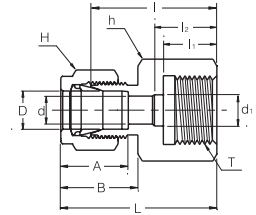

Part No.	Tube OD D (inch)	T (NPT)	d Min	Width Across Flat		A	B	I	L
				h (inch)	H (inch)				
SFCI - 4 - 2N	1/4	1/8	4.82	9/16	9/16	15.24	17.78	23.87	31.24
SFCI - 4 - 4N	1/4	1/4	4.82	3/4	9/16	15.24	17.78	28.44	35.81
SFCI - 4 - 6N	1/4	3/8	4.82	7/8	9/16	15.24	17.78	30.22	37.59
SFCI - 4 - 8N	1/4	1/2	4.82	1-1/16	9/16	15.24	17.78	35.05	42.41
SFCI - 6 - 2N	3/8	1/8	7.11	5/8	11/16	16.76	19.30	25.40	32.76
SFCI - 6 - 4N	3/8	1/4	7.11	3/4	11/16	16.76	19.30	30.22	37.59
SFCI - 6 - 6N	3/8	3/8	7.11	7/8	11/16	16.76	19.30	31.75	39.11
SFCI - 6 - 8N	3/8	1/2	7.11	1-1/16	11/16	16.76	19.30	36.57	43.94
SFCI - 6 - 12N	3/8	3/4	7.11	1-5/16	11/16	16.76	19.30	40.38	47.75
SFCI - 8 - 4N	1/2	1/4	10.41	13/16	7/8	22.86	21.84	30.22	40.38
SFCI - 8 - 6N	1/2	3/8	10.41	7/8	7/8	22.86	21.84	31.75	41.91
SFCI - 8 - 8N	1/2	1/2	10.41	1-1/16	7/8	22.86	21.84	36.57	46.73
SFCI - 8 - 12N	1/2	3/4	10.41	1-5/16	7/8	22.86	21.84	38.10	48.26
SFCI - 12 - 8N	3/4	1/2	15.74	1-1/16	1-1/8	24.38	21.84	36.57	46.73
SFCI - 12 - 12N	3/4	3/4	15.74	1-5/16	1-1/8	24.38	21.84	38.10	48.26
SFCI - 16 - 12N	1	3/4	22.35	1-3/8	1-1/2	31.24	26.41	41.14	53.34
SFCI - 16 - 16N	1	1	22.35	1-5/8	1-1/2	31.24	26.41	50.03	62.23

Connects Metric Tubes To Male ISO Thread Thread

Part No.	Tube OD D	T (PT)	d Min	Width Across Flat		A	B	I	L
				h	H				
SFCI - 6M - 2R	6	1/8	4.8	14	14	15.3	17.7	23.9	31.3
SFCI - 6M - 4R	6	1/4	4.8	19	14	15.3	17.7	28.4	35.8
SFCI - 6M - 6R	6	3/8	4.8	22	14	15.3	17.7	30.2	37.6
SFCI - 8M - 4R	8	1/4	6.4	19	16	16.2	18.6	29.5	37.0
SFCI - 8M - 6R	8	3/8	6.4	22	16	16.2	18.6	31.0	38.5
SFCI - 8M - 8R	8	1/2	6.4	27	16	16.2	18.6	35.8	43.3
SFCI - 10M - 6R	10	3/8	7.9	22	19	17.2	19.5	31.8	39.4
SFCI - 10M - 8R	10	1/2	7.9	27	19	17.2	19.5	36.6	44.2
SFCI - 12M - 8R	12	1/2	9.5	27	22	22.8	22.0	36.6	46.7
SFCI - 12M - 12R	12	3/4	9.5	35	22	22.8	22.0	38.9	49.0
SFCI - 16M - 8R	16	1/2	12.7	27	25	24.4	22.0	36.8	46.9
SFCI - 20M - 12R	20	3/4	15.9	35	32	26.0	22.0	39.6	49.7
SFCI - 25M - 12R	25	3/4	21.8	35	38	31.3	26.5	41.1	53.4
SFCI - 25M - 16R	25	1	21.8	41	38	31.3	26.5	50.0	62.3

- Dimensions and Drawings are for reference only and are subject to change without prior notice.
- Unless otherwise specified, all dimensions are in millimeters.
- Sizes, pressure classes, and end connections not listed are available upon request.
- Dimensions shown with SUPERLOK nuts finger-tight, where applicable.

SGCI Gauge Connector



Connects Fractional Tubes To ISO Parallel Thread

Part No.	Tube OD D (inch)	T (PF)	d Min	d ₁	Width Across Flat		A	B	I	I ₁	I ₂	L
					h (inch)	H (inch)						
SGCI - 4 - 4G	1/4	1/4	4.82	5.58	3/4	9/16	15.24	17.78	30.22	13.00	17.00	37.59
SGCI - 4 - 6G	1/4	3/8	4.82	6.60	15/16	9/16	15.24	17.78	30.22	14.20	20.30	37.59
SGCI - 4 - 8G	1/4	1/2	4.82	6.60	1-1/16	9/16	15.24	17.78	36.07	18.80	24.90	43.43
SGCI - 6 - 4G	3/8	1/4	5.58	-	3/4	11/16	16.76	19.30	31.75	13.00	-	39.12
SGCI - 6 - 6G	3/8	3/8	6.60	-	15/16	11/16	16.76	19.30	31.24	14.20	-	38.61
SGCI - 6 - 8G	3/8	1/2	7.11	-	1-1/16	11/16	16.76	19.30	34.54	18.80	-	41.91
SGCI - 8 - 4G	1/2	1/4	5.58	-	7/8	7/8	22.86	21.84	31.80	13.00	-	41.95
SGCI - 8 - 6G	1/2	3/8	6.60	-	15/16	7/8	22.86	21.84	34.29	14.20	-	44.45
SGCI - 8 - 8G	1/2	1/2	7.11	7.11	1-1/16	7/8	22.86	21.84	38.10	18.80	-	48.26

Connects Metric Tubes To ISO Parallel Thread

Part No.	Tube OD D	T (PF)	d Min	d ₁	Width Across Flat		A	B	I	I ₁	I ₂	L
					h	H						
SGCI - 6M - 4G	6	1/4	4.8	5.5	19	14	15.3	17.7	30.2	13	17	37.6
SGCI - 6M - 6G	6	3/8	4.8	6.5	24	14	15.3	17.7	30.2	14	20	37.6
SGCI - 6M - 8G	6	1/2	4.8	7.0	27	14	15.3	17.7	36.1	19	25	43.5
SGCI - 8M - 4G	8	1/4	5.5	5.5	19	16	16.2	18.6	31.0	13	-	38.5
SGCI - 8M - 6G	8	3/8	6.5	6.5	24	16	16.2	18.6	28.7	14	-	36.2
SGCI - 8M - 8G	8	1/2	7.0	7.0	27	16	16.2	18.6	33.5	19	-	41.0
SGCI - 10M - 4G	10	1/4	5.5	5.5	19	19	17.2	19.5	31.8	13	-	39.4
SGCI - 10M - 6G	10	3/8	6.5	6.5	24	19	17.2	19.5	31.2	14	-	38.8
SGCI - 10M - 8G	10	1/2	7.0	7.0	27	19	17.2	19.5	34.5	19	-	42.1
SGCI - 12M - 4G	12	1/4	5.5	5.5	22	22	22.8	22.0	31.8	13	-	41.9
SGCI - 12M - 6G	12	3/8	6.5	6.5	24	22	22.8	22.0	34.3	14	-	44.4
SGCI - 12M - 8G	12	1/2	7.0	7.0	27	22	22.8	22.0	38.1	19	-	48.2
SGCI - 20M - 8G	20	1/2	7.0	7.0	30	32	26.0	22.0	44.2	19	-	54.3

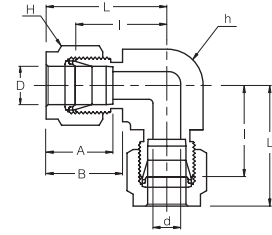
- Dimensions and Drawings are for reference only and are subject to change without prior notice.
 - Unless otherwise specified, all dimensions are in millimeters.
 - Sizes, pressure classes, and end connections not listed are available upon request.
 - Dimensions shown with SUPERLOK nuts finger-tight, where applicable.

SUEI Union Elbow

Standard



i-Fitting



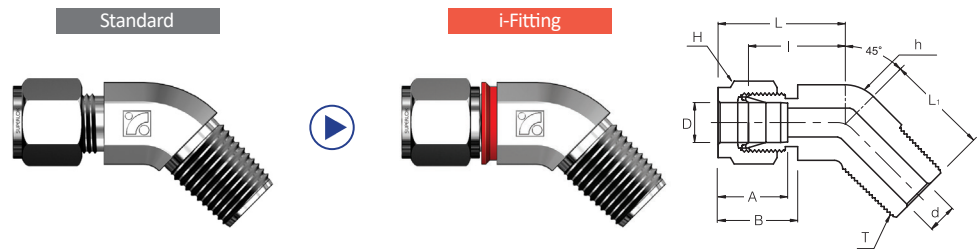
Connects Fractional Tubes

Part No.	Tube OD D (inch)	d Min	Width Across Flat		A	B	I	L
			h (inch)	H (inch)				
SUEI - 4	1/4	4.82	1/2	9/16	15.24	17.78	20.10	27.40
SUEI - 6	3/8	7.11	5/8	11/16	16.76	19.30	23.11	30.48
SUEI - 8	1/2	10.41	13/16	7/8	22.86	21.84	25.90	36.06
SUEI - 12	3/4	15.74	1-1/16	1-1/8	24.38	21.84	29.71	39.87
SUEI - 16	1	22.35	1-3/8	1-1/2	31.24	26.41	36.83	49.02

Connects Metric Tubes

Part No.	Tube OD D	d Min	Width Across Flat		A	B	I	L
			h	H				
SUEI - 6M	6	4.8	12.7	14	15.3	17.7	19.6	27.0
SUEI - 8M	8	6.4	15.9	16	16.2	18.6	22.4	29.9
SUEI - 10M	10	7.9	17.5	19	17.2	19.5	23.9	31.5
SUEI - 12M	12	9.5	20.6	22	22.8	22.0	25.9	36.0
SUEI - 16M	16	12.7	23.8	25	24.4	22.0	27.9	38.0
SUEI - 18M	18	15.1	27.0	30	24.4	22.0	29.7	39.8
SUEI - 20M	20	15.9	34.9	32	26.0	22.0	34.5	44.6
SUEI - 25M	25	21.8	34.9	38	31.3	26.5	36.8	49.1

- Dimensions and Drawings are for reference only and are subject to change without prior notice.
- Unless otherwise specified, all dimensions are in millimeters.
- Sizes, pressure classes, and end connections not listed are available upon request.
- Dimensions shown with SUPERLOK nuts finger-tight, where applicable.

SHMEI**45° Male Elbow****Connects Fractional Tubes To Female NPT Thread**

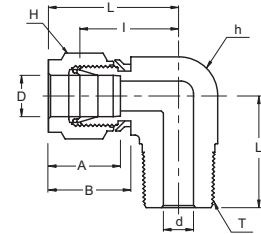
Part No.	Tube OD D (inch)	T (NPT)	d Min	Width Across Flat		A	B	I	L	L ₁
				h (inch)	H (inch)					
SHMEI - 4 - 2N	1/4	1/8	4.82	1/2	9/16	15.24	17.78	17.27	24.63	16.51
SHMEI - 4 - 4N	1/4	1/4	4.82	1/2	9/16	15.24	17.78	17.27	24.63	21.08
SHMEI - 6 - 2N	3/8	1/8	4.82	5/8	11/16	16.76	19.30	20.57	27.94	18.28
SHMEI - 6 - 4N	3/8	1/4	7.11	5/8	11/16	16.76	19.30	20.57	27.94	22.86
SHMEI - 6 - 6N	3/8	3/8	7.11	13/16	11/16	16.76	19.30	21.84	29.21	24.13
SHMEI - 8 - 6N	1/2	3/8	9.65	13/16	7/8	22.86	21.84	21.84	32.00	24.13
SHMEI - 8 - 8N	1/2	1/2	10.41	13/16	7/8	22.86	21.84	21.84	32.00	28.95

Connects Metric Tubes To Female ISO Tapered Thread

Part No.	Tube OD D	T (PT)	d Min	Width Across Flat		A	B	I	L	L ₁
				h	H					
SHMEI - 6M - 2R	6	1/8	4.8	12.7	14	15.3	17.7	17.3	24.6	16.5
SHMEI - 6M - 4R	6	1/4	4.8	12.7	14	15.3	17.7	17.3	24.6	21.1
SHMEI - 12M - 6R	12	3/8	9.5	20.6	22	22.8	21.8	21.8	32.0	24.1
SHMEI - 12M - 8R	12	1/2	9.5	20.6	22	22.8	21.8	21.8	32.0	29.0

- Dimensions and Drawings are for reference only and are subject to change without prior notice.
- Unless otherwise specified, all dimensions are in millimeters.
- Sizes, pressure classes, and end connections not listed are available upon request.
- Dimensions shown with SUPERLOK nuts finger-tight, where applicable.

SMEI Male Elbow



Connects Fractional Tube To Female NPT Thread

Part No.	Tube OD D (inch)	T (NPT)	d Min	Width Across Flat		A	B	I	L	L ₁
				h (inch)	H (inch)					
SMEI - 4 - 2N	1/4	1/8	4.82	1/2	9/16	15.24	17.78	19.55	26.92	18.79
SMEI - 4 - 4N	1/4	1/4	4.82	1/2	9/16	15.24	17.78	19.55	26.92	23.36
SMEI - 4 - 6N	1/4	3/8	4.82	5/8	9/16	15.24	17.78	22.35	29.71	26.16
SMEI - 4 - 8N	1/4	1/2	4.82	13/16	9/16	15.24	17.78	24.38	31.75	33.02
SMEI - 6 - 2N	3/8	1/8	4.82	5/8	11/16	16.76	19.30	23.11	30.48	20.82
SMEI - 6 - 4N	3/8	1/4	7.11	5/8	11/16	16.76	19.30	23.11	30.48	25.40
SMEI - 6 - 6N	3/8	3/8	7.11	5/8	11/16	16.76	19.30	23.87	31.24	26.16
SMEI - 6 - 8N	3/8	1/2	7.11	13/16	11/16	16.76	19.30	25.90	33.27	33.02
SMEI - 6 - 12N	3/8	3/4	7.11	1-1/16	11/16	16.76	19.30	29.71	37.08	36.83
SMEI - 8 - 4N	1/2	1/4	7.11	13/16	7/8	22.86	21.84	25.90	36.06	28.19
SMEI - 8 - 6N	1/2	3/8	9.65	13/16	7/8	22.86	21.84	25.90	36.06	28.19
SMEI - 8 - 8N	1/2	1/2	10.41	13/16	7/8	22.86	21.84	25.90	36.06	33.02
SMEI - 8 - 12N	1/2	3/4	10.41	1-1/16	7/8	22.86	21.84	29.71	39.87	36.83
SMEI - 12 - 8N	3/4	1/2	11.93	1-1/16	1-1/8	24.38	21.84	29.71	39.87	36.83
SMEI - 12 - 12N	3/4	3/4	15.74	1-1/16	1-1/8	24.38	21.84	29.71	39.87	36.83
SMEI - 16 - 12N	1	3/4	15.74	1-3/8	1-1/2	31.24	26.41	36.83	49.02	41.65
SMEI - 16 - 16N	1	1	22.35	1-3/8	1-1/2	31.24	26.41	36.83	49.02	46.48


Connects Metric Tubes To Female ISO Tapered Thread

Part No.	Tube OD D	T (PT)	d Min	Width Across Flat		A	B	I	L	L ₁
				h	H					
SMEI - 6M - 2R	6	1/8	4.8	12.7	14	15.3	17.7	19.6	27.0	18.8
SMEI - 6M - 4R	6	1/4	4.8	12.7	14	15.3	17.7	19.6	27.0	23.4
SMEI - 6M - 6R	6	3/8	4.8	15.9	14	15.3	17.7	22.4	29.8	26.2
SMEI - 8M - 4R	8	1/4	6.4	14.3	16	16.2	18.6	21.3	28.8	24.4
SMEI - 8M - 6R	8	3/8	6.4	15.9	16	16.2	18.6	23.1	30.6	26.2
SMEI - 8M - 8R	8	1/2	6.4	20.6	16	16.2	18.6	25.1	32.6	33.0
SMEI - 10M - 6R	10	3/8	7.9	17.5	19	17.2	19.5	23.9	31.5	26.2
SMEI - 10M - 8R	10	1/2	7.9	20.6	19	17.2	19.5	25.9	33.5	33.0
SMEI - 12M - 8R	12	1/2	9.5	20.6	22	22.8	22.0	25.9	36.0	33.0
SMEI - 12M - 12R	12	3/4	9.5	27.0	22	22.8	22.0	29.7	39.8	36.8
SMEI - 16M - 8R	16	1/2	11.9	23.8	25	24.4	22.0	27.9	38.0	35.1
SMEI - 18M - 8R	18	1/2	11.9	27.0	30	24.4	22.0	29.7	39.8	36.8
SMEI - 18M - 12R	18	3/4	15.1	27.0	30	24.4	22.0	29.7	39.8	36.8
SMEI - 20M - 8R	20	1/2	11.9	34.9	32	26.0	22.0	34.5	44.6	41.7
SMEI - 20M - 12R	20	3/4	15.9	34.9	32	26.0	22.0	34.5	44.6	41.7
SMEI - 25M - 12R	25	3/4	15.9	34.9	38	31.3	26.5	36.8	49.1	41.7
SMEI - 25M - 16R	25	1	21.8	34.9	38	31.3	26.5	36.8	49.1	46.5

- Dimensions and Drawings are for reference only and are subject to change without prior notice.
- Unless otherwise specified, all dimensions are in millimeters.
- Sizes, pressure classes, and end connections not listed are available upon request.
- Dimensions shown with SUPERLOK nuts finger-tight, where applicable.

SPHMEI

45° Positionable
Male Elbow



Connects Fractional Tubes To SAE/MS Straight Thread

Part No.	Tube OD D (inch)	Straight Thread T(U)	d Min	Width Across Flat			A	B	I	L	L1	C
				h1 (inch)	h2 (inch)	H (inch)						
SPHMEI - 4 - 4U	1/4	7/16-20	4.83	1/2	9/16	9/16	15.24	17.78	18.29	25.64	25.65	16.51
SPHMEI - 6 - 6U	3/8	9/16-18	7.11	5/8	11/16	11/16	16.76	19.30	20.57	27.94	28.19	20.07
SPHMEI - 8 - 8U	1/2	3/4-16	10.41	13/16	7/8	7/8	22.86	21.84	21.84	32.00	32.26	25.65
SPHMEI - 12 - 12U	3/4	1-1/16-12	15.75	1-1/8	1-1/4	1-1/8	24.38	24.84	29.72	39.88	47.24	36.58
SPHMEI - 16 - 16U	1	1-5/16-12	22.35	1-3/8	1-1/2	1-1/2	31.24	26.42	35.31	47.50	50.55	43.94

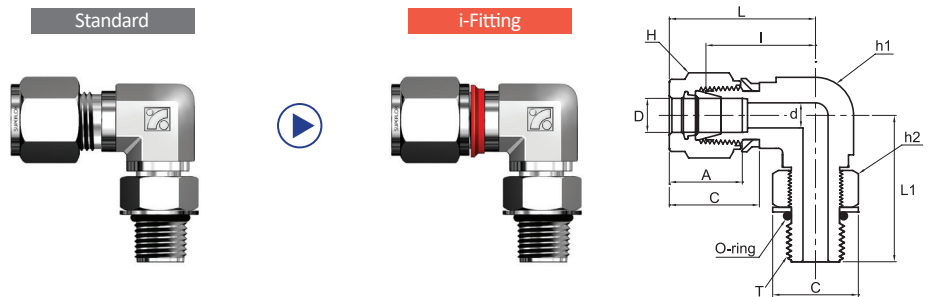
Connects Metric Tubes To SAE/MS Straight Thread

Part No.	Tube OD D	Straight Thread T(U)	d Min	Width Across Flat			A	B	I	L	L1	C
				h1	h2	H						
SPHMEI - 6M - 4U	6	7/16-20	4.8	12.7	14.3	14	15.2	17.7	18.3	25.6	25.6	16.5
SPHMEI - 12M - 8U	12	3/4-16	9.5	20.6	22.2	22	22.8	21.8	21.8	32.0	32.2	25.6
SPHMEI - 18M - 12U	18	1-1/16-12	15.1	28.6	31.7	30	24.3	24.8	29.7	39.8	47.2	36.6
SPHMEI - 25M - 16U	25	1-5/16-12	21.8	34.9	38.1	38	31.2	26.4	35.3	47.5	50.5	43.9

- Dimensions and Drawings are for reference only and are subject to change without prior notice.
 - Unless otherwise specified, all dimensions are in millimeters.
 - Sizes, pressure classes, and end connections not listed are available upon request.
 - Dimensions shown with SUPERLOK nuts finger-tight, where applicable.

SPMEI

Positionable
Male Elbow



Connects Fractional Tubes To SAE/MS Straight Thread

Part No.	Tube OD D (inch)	Straight Thread T(U)	d Min	Width Across Flat			A	B	I	L	L1	C
				h1 (inch)	h2 (inch)	H (inch)						
SPMEI - 4 - 4U	1/4	7/16-20	4.83	1/2	9/16	9/16	15.24	17.78	21.08	28.45	28.45	16.51
SPMEI - 4 - 6U	1/4	9/16-18	4.83	5/8	11/16	9/16	15.24	17.78	23.11	30.48	32.26	20.07
SPMEI - 6 - 6U	3/8	9/16-18	7.11	5/8	11/16	11/16	16.76	19.30	24.64	32.00	32.26	20.07
SPMEI - 6 - 8U	3/8	3/4-16	7.11	13/16	7/8	11/16	16.76	19.30	27.43	34.80	37.85	25.65
SPMEI - 8 - 8U	1/2	3/4-16	10.41	13/16	7/8	7/8	22.86	21.84	27.43	37.59	37.85	25.65
SPMEI - 12 - 12U	3/4	1-1/16-12	15.75	1-1/16	1-1/4	1-1/8	24.38	24.84	31.24	41.40	48.77	36.58
SPMEI - 16 - 16U	1	1-5/16-12	22.35	1-3/8	1-1/2	1-1/2	31.24	26.42	38.35	50.55	53.59	43.94

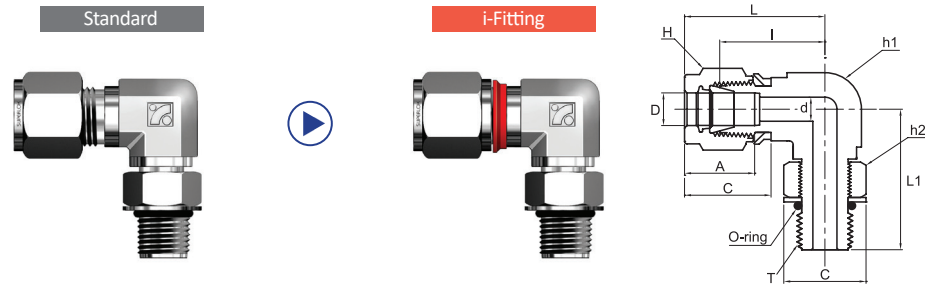
Connects Metric Tubes To SAE/MS Straight Thread

Part No.	Tube OD D	Straight Thread T(U)	d Min	Width Across Flat			A	B	I	L	L1	C
				h1	h2	H						
SPMEI - 6M - 4U	6	7/16-20	4.8	12.7	14.3	14	15.2	17.7	21.1	28.4	28.6	16.5
SPMEI - 12M - 8U	12	3/4-16	9.5	20.6	22.2	22	22.8	21.8	27.4	37.5	37.6	25.6
SPMEI - 18M - 12U	18	1-1/16-12	15.1	27	31.7	30	24.3	24.8	31.2	41.4	48.8	36.5
SPMEI - 25M - 16U	25	1-5/16-12	21.8	34.9	38.1	38	31.2	26.4	38.4	50.5	53.6	43.9

- Dimensions and Drawings are for reference only and are subject to change without prior notice.
- Unless otherwise specified, all dimensions are in millimeters.
- Sizes, pressure classes, and end connections not listed are available upon request.
- Dimensions shown with SUPERLOK nuts finger-tight, where applicable.

SPMEI

Positionable Male Elbow



Connects Fractional Tubes To Female ISO Parallel Thread

Part No.	Tube OD D (inch)	T (PF)	d Min	Width Across Flat			A	B	I	L	L1	C
				h1 (inch)	h2 (inch)	H (inch)						
SPMEI - 4 - 2G	1/4	1/8	4.06	1/2	9/16	9/16	15.24	17.78	19.56	26.92	26.42	17.27
SPMEI - 4 - 4G	1/4	1/4	4.83	5/8	3/4	9/16	15.24	17.78	21.59	28.96	32.26	22.86
SPMEI - 6 - 4G	3/8	1/4	5.84	5/8	3/4	11/16	16.76	19.30	23.11	30.48	32.26	22.86
SPMEI - 6 - 6G	3/8	3/8	7.11	13/16	7/8	11/16	16.76	19.30	25.91	33.27	37.08	26.42
SPMEI - 8 - 4G	3/8	1/4	5.84	13/16	3/4	7/8	22.86	21.84	25.91	36.07	35.05	26.42
SPMEI - 8 - 6G	1/2	3/8	7.87	13/16	7/8	7/8	22.86	21.84	25.91	36.07	37.08	22.86
SPMEI - 8 - 8G	1/2	1/2	10.41	15/16	1-1/16	7/8	22.86	21.84	27.94	38.10	43.43	26.42
SPMEI - 12 - 8G	3/4	1/2	11.94	1-1/16	1-1/16	1-1/8	24.38	21.84	29.72	39.88	45.21	32.00
SPMEI - 12 - 12G	3/4	3/4	15.75	1-1/16	1-3/8	1-1/8	24.38	21.84	29.72	39.88	48.77	41.15
SPMEI - 16 - 12G	1	3/4	15.75	1-3/8	1-3/8	1-1/2	31.24	26.42	36.83	49.02	53.34	41.15
SPMEI - 16 - 16G	1	1	19.81	1-3/8	1-5/8	1-1/2	31.24	26.42	36.83	49.02	53.59	48.51

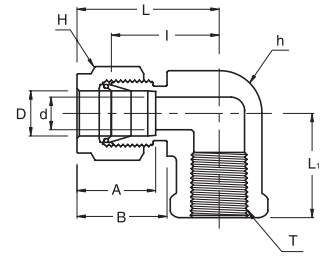
Connects Metric Tubes To Female ISO Parallel Thread

Part No.	Tube OD D	T (PF)	d Min	Width Across Flat			A	B	I	L	L1	C
				h1	h2	H						
SPMEI - 6M - 2G	6	1/8	4.0	12.7	14.3	14	15.3	17.7	19.6	27.0	26.4	17.3
SPMEI - 6M - 4G	6	1/4	4.8	22.2	19	14	15.3	17.7	21.6	29.0	32.3	22.9
SPMEI - 8M - 2G	8	1/8	4.0	14.3	14.3	16	16.2	18.6	21.3	28.8	27.4	17.3
SPMEI - 8M - 4G	8	1/4	5.9	22.2	19	16	16.2	18.6	22.4	29.9	32.2	22.9
SPMEI - 10M - 4G	10	1/4	5.9	20.6	19	19	17.2	19.5	25.9	33.5	35.0	22.9
SPMEI - 10M - 6G	10	3/8	7.9	20.6	22.2	19	17.2	19.5	25.9	33.5	37.1	26.4
SPMEI - 12M - 4G	12	1/4	5.9	20.6	19	22	22.8	22.0	25.9	36.0	35.0	22.9
SPMEI - 12M - 8G	12	1/2	9.5	23.8	27	22	22.8	22.0	27.9	38.0	43.4	32.0
SPMEI - 12M - 12G	12	3/4	9.5	27	34.9	22	22.8	22.0	29.7	39.8	48.8	41.1

- Dimensions and Drawings are for reference only and are subject to change without prior notice.
 - Unless otherwise specified, all dimensions are in millimeters.
 - Sizes, pressure classes, and end connections not listed are available upon request.
 - Dimensions shown with SUPERLOK nuts finger-tight, where applicable.

SFEI

Female Elbow



Connects Fractional Tubes To Male NPT Thread

Part No.	Tube OD D (inch)	T (NPT)	d Min	Width Across Flat		A	B	I	L	L ₁
				h (inch)	H (inch)					
SFEI - 4 - 2N	1/4	1/8	4.82	1/2	9/16	15.24	17.78	19.55	26.92	19.05
SFEI - 4 - 4N	1/4	1/4	4.82	11/16	9/16	15.24	17.78	22.35	29.71	22.35
SFEI - 4 - 6N	1/4	3/8	4.82	13/16	9/16	15.24	17.78	24.38	31.75	22.35
SFEI - 4 - 8N	1/4	1/2	4.82	1	9/16	15.24	17.78	27.17	34.54	28.44
SFEI - 6 - 2N	3/8	1/8	7.11	5/8	11/16	16.76	19.30	23.11	30.48	19.05
SFEI - 6 - 4N	3/8	1/4	7.11	11/16	11/16	16.76	19.30	23.87	31.24	22.35
SFEI - 6 - 6N	3/8	3/8	7.11	13/16	11/16	16.76	19.30	25.90	33.27	22.35
SFEI - 6 - 8N	3/8	1/2	7.11	1	11/16	16.76	19.30	28.70	36.06	28.44
SFEI - 8 - 4N	1/2	1/4	10.41	13/16	7/8	22.86	21.84	25.90	36.06	22.35
SFEI - 8 - 6N	1/2	3/8	10.41	13/16	7/8	22.86	21.84	25.90	36.06	22.35
SFEI - 8 - 8N	1/2	1/2	10.41	1	7/8	22.86	21.84	28.70	38.86	37.00
SFEI - 12 - 8N	3/4	1/2	15.74	1-1/16	1-1/8	24.38	21.84	29.71	39.87	28.44
SFEI - 12 - 12N	3/4	3/4	15.74	1-3/8	1-1/8	24.38	21.84	34.54	44.70	31.75
SFEI - 16 - 12N	1	3/4	22.35	1-3/8	1-1/2	31.24	26.41	36.83	49.02	31.75
SFEI - 16 - 16N	1	1	22.35	1-11/16	1-1/2	31.24	26.41	41.40	53.59	38.10

Connects Metric Tubes To Male ISO Tapered Thread

Part No.	Tube OD D	T (PT)	d Min	Width Across Flat		A	B	I	L	L ₁
				h	H					
SFEI - 6M - 4R	6	1/4	4.8	17.4	14	15.3	17.7	22.4	29.8	22.40
SFEI - 6M - 6R	6	3/8	4.8	20.6	14	15.3	17.7	24.4	31.7	22.40
SFEI - 6M - 8R	6	1/2	4.8	25.4	14	15.3	17.7	27.2	34.6	28.40
SFEI - 8M - 4R	8	1/4	6.4	17.4	16	16.2	18.6	23.1	30.6	22.40
SFEI - 8M - 8R	8	1/2	6.4	25.4	16	16.2	18.6	28.0	35.2	28.40
SFEI - 10M - 4R	10	1/4	7.9	17.4	19	17.2	19.5	25.9	33.5	22.40
SFEI - 10M - 6R	10	3/8	7.9	20.6	19	17.2	19.5	25.9	33.5	22.40
SFEI - 12M - 6R	12	3/8	9.5	20.6	22	22.8	22.0	25.9	36.2	22.35
SFEI - 12M - 8R	12	1/2	9.5	25.4	22	22.8	22.0	28.7	38.8	28.40

- Dimensions and Drawings are for reference only and are subject to change without prior notice.
- Unless otherwise specified, all dimensions are in millimeters.
- Sizes, pressure classes, and end connections not listed are available upon request.
- Dimensions shown with SUPERLOK nuts finger-tight, where applicable.

SUTI

Union Tee



Connects Fractional Tubes

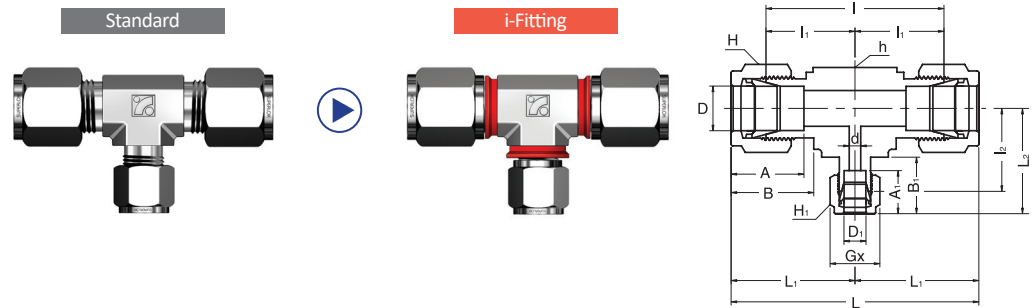
Part No.	Tube OD D (inch)	d Min	Width Across Flat		A	B	I	L
			h (inch)	H (inch)				
SUTI - 4	1/4	4.82	1/2	9/16	15.24	17.78	20.10	27.40
SUTI - 6	3/8	7.11	5/8	11/16	16.76	19.30	23.11	30.48
SUTI - 8	1/2	10.41	13/16	7/8	22.86	21.84	25.90	36.06
SUTI - 12	3/4	15.74	1-1/16	1-1/8	24.38	21.84	29.71	39.87
SUTI - 16	1	22.35	1-3/8	1-1/2	31.24	26.41	36.83	49.02

Connects Metric Tubes

Part No.	Tube OD D	d Min	Width Across Flat		A	B	I	L
			h	H				
SUTI - 6M	6	4.8	12.7	14	15.3	17.7	19.6	27.0
SUTI - 8M	8	6.4	15.9	16	16.2	18.6	22.4	29.9
SUTI - 10M	10	7.9	17.5	19	17.2	19.5	23.9	31.5
SUTI - 12M	12	9.5	20.6	22	22.8	22.0	25.9	36.0
SUTI - 16M	16	12.7	25.4	25	24.4	22.0	28.7	38.8
SUTI - 18M	18	15.1	27.0	30	24.4	22.0	29.7	38.8
SUTI - 20M	20	15.9	34.9	32	26.0	22.0	34.5	44.6
SUTI - 25M	25	21.8	34.9	38	31.3	26.5	36.8	49.1

- Dimensions and Drawings are for reference only and are subject to change without prior notice.
 - Unless otherwise specified, all dimensions are in millimeters.
 - Sizes, pressure classes, and end connections not listed are available upon request.
 - Dimensions shown with SUPERLOK nuts finger-tight, where applicable.

SRUTI Reducing Union Tee




Connects Fractional Tubes

Part No.	Tube OD		d Min	Width Across Flat			A	A ₁	B	B ₁	I	I ₁	I ₂	L	L ₁	L ₂
	D (inch)	D ₁ (inch)		h (inch)	H (inch)	H ₁ (inch)										
SRUTI - 6 - 4	3/8	1/4	4.82	5/8	11/16	9/16	16.76	15.24	19.30	17.78	46.22	23.11	21.59	60.96	30.48	28.95
SRUTI - 8 - 4	1/2	1/4	4.82	13/16	7/8	9/16	22.86	15.24	21.84	17.78	51.81	25.90	24.38	72.13	36.06	31.75
SRUTI - 8 - 6	1/2	3/8	7.11	13/16	7/8	11/16	22.86	16.76	21.84	19.30	51.81	25.90	25.90	72.13	36.06	33.27
SRUTI - 12 - 6	3/4	3/8	7.11	1 1/16	1 1/8	11/16	24.38	16.76	21.84	19.30	59.43	29.71	29.71	79.75	39.87	37.08
SRUTI - 12 - 8	3/4	1/2	10.41	1 1/16	1 1/8	7/8	24.38	22.86	21.84	21.84	59.43	29.71	29.71	79.75	39.87	39.87
SRUTI - 16 - 6	1	3/8	7.11	1 3/8	1 1/2	1 1/16	31.24	16.76	26.41	19.30	73.66	36.83	34.54	98.04	49.02	41.91
SRUTI - 16 - 8	1	1/2	10.41	1 3/8	1 1/2	7/8	31.24	21.84	26.41	22.86	73.66	36.83	34.54	98.04	49.02	44.70
SRUTI - 16 - 12	1	3/4	15.74	1 3/8	1 1/2	1 1/8	31.24	24.38	26.41	21.84	73.66	36.83	34.54	98.04	49.02	44.70

Connects Metric Tubes

Part No.	Tube OD		d Min	Width Across Flat			A	A ₁	B	B ₁	I	I ₁	I ₂	L	L ₁	L ₂
	D	D ₁		h	H	H ₁										
SRUTI - 8M - 6M	8	6	4.8	15.9	16	14	16.8	15.3	19.2	17.8	46.2	23.1	21.6	62.4	31.2	29.0
SRUTI - 12M - 6M	12	6	4.8	20.6	22	14	23.0	15.3	22.0	17.8	51.8	25.9	25.9	72.5	36.2	33.3
SRUTI - 12M - 8M	12	8	6.4	20.6	22	16	23.0	16.8	22.0	19.2	51.8	25.9	25.1	72.5	36.2	33.2
SRUTI - 12M - 10M	12	10	7.9	20.6	22	19	23.0	17.5	22.0	19.8	51.8	25.9	25.9	72.5	36.2	33.8
SRUTI - 18M - 10M	18	10	7.9	27.0	30	19	24.8	17.5	22.5	19.8	59.4	29.7	29.7	81.7	40.3	37.6
SRUTI - 18M - 12M	18	12	9.5	27.0	30	22	24.8	23.0	25.5	22.2	59.4	29.7	29.7	80.7	40.3	40.0
SRUTI - 25M - 12M	25	12	9.5	34.9	38	22	31.3	23.0	26.6	22.2	73.6	36.8	34.5	98.2	49.1	44.8
SRUTI - 25M - 18M	25	18	15.1	34.9	38	30	31.3	24.8	26.6	22.5	73.6	36.8	34.5	98.2	49.1	45.1
SRUTI - 25M - 20M	25	20	15.9	34.9	38	32	31.3	26.6	26.6	22.6	73.6	36.8	34.5	98.2	49.1	45.2

- Dimensions and Drawings are for reference only and are subject to change without prior notice.
- Unless otherwise specified, all dimensions are in millimeters.
- Sizes, pressure classes, and end connections not listed are available upon request.
- Dimensions shown with SUPERLOK nuts finger-tight, where applicable.

SMBTIMale
Branch Tee**Connects Fractional Tubes To Female NPT Thread**

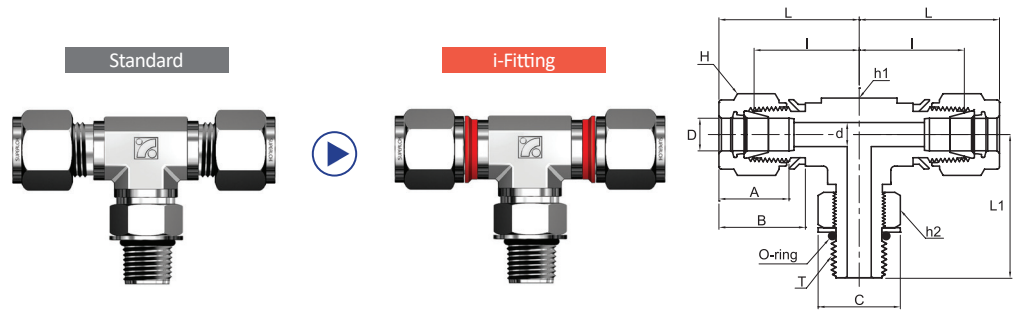
Part No.	Tube OD D (inch)	T (NPT)	d Min	Width Across Flat		A	B	I	L	L ₁
				h (inch)	H (inch)					
SMBTI - 4 - 2N	1/4	1/8	4.82	1/2	9/16	15.24	17.78	19.55	26.92	18.79
SMBTI - 4 - 4N	1/4	1/4	4.82	1/2	9/16	15.24	17.78	19.55	26.92	23.36
SMBTI - 6 - 4N	3/8	1/4	7.11	5/8	11/16	16.76	19.30	23.11	30.48	25.40
SMBTI - 6 - 6N	3/8	3/8	7.11	5/8	11/16	16.76	19.30	23.10	30.48	28.19
SMBTI - 8 - 6N	1/2	3/8	9.65	13/16	7/8	22.86	21.84	25.90	36.06	28.19
SMBTI - 8 - 8N	1/2	1/2	10.41	13/16	7/8	22.86	21.84	25.90	36.06	33.02
SMBTI - 12 - 12N	3/4	3/4	15.74	1-1/16	1-1/8	24.38	21.84	29.71	39.87	36.83

Connects Metric Tubes To Female ISO Tapered Thread

Part No.	Tube OD D	T (PT)	d Min	Width Across Flat		A	B	I	L	L ₁
				h	H					
SMBTI - 6M - 2R	6	1/8	4.8	12.7	14	15.3	17.7	19.6	27.0	18.8
SMBTI - 6M - 4R	6	1/4	4.8	12.7	14	15.3	17.7	19.6	27.0	23.4
SMBTI - 8M - 4R	8	1/4	6.4	15.9	16	16.2	18.6	22.4	29.9	25.4
SMBTI - 10M - 4R	10	1/4	7.1	17.5	19	17.2	19.5	23.9	31.5	28.2
SMBTI - 10M - 6R	10	3/8	7.9	17.5	19	17.2	19.5	23.9	31.5	28.2
SMBTI - 12M - 4R	12	1/4	7.1	20.6	22	22.8	22.0	25.9	36.0	28.2
SMBTI - 12M - 6R	12	3/8	9.5	20.6	22	22.8	22.0	25.9	36.0	28.2
SMBTI - 12M - 8R	12	1/2	9.5	20.6	22	22.8	22.0	25.9	36.0	33.0
SMBTI - 16M - 6R	16	3/8	9.5	25.4	25	24.4	22.0	27.9	38.0	30.2
SMBTI - 16M - 8R	16	1/2	11.9	25.4	25	24.4	22.0	27.9	38.0	35.1
SMBTI - 20M - 12R	20	3/4	15.9	31.8	32	26.0	22.0	34.5	44.6	41.7

- Dimensions and Drawings are for reference only and are subject to change without prior notice.
- Unless otherwise specified, all dimensions are in millimeters.
- Sizes, pressure classes, and end connections not listed are available upon request.
- Dimensions shown with SUPERLOK nuts finger-tight, where applicable.

SPMBTI
Positionable
Male Branch Tee



Connects Fractional Tubes To Female ISO Parallel Thread

Part No.	Tube OD D (inch)	T (PF)	d Min	Width Across Flat			A	B	I	L	L1	C
				h1 (inch)	h2 (inch)	H (inch)						
SPMBTI - 4 - 2G	1/4	1/8	4.06	1/2	9/16	9/16	15.24	17.78	19.56	26.92	26.42	17.27
SPMBTI - 4 - 4G	1/4	1/4	4.83	5/8	3/4	9/16	15.24	17.78	21.59	28.96	32.26	22.86
SPMBTI - 6 - 4G	3/8	1/4	5.08	5/8	3/4	11/16	15.24	19.30	23.11	30.48	32.26	22.86
SPMBTI - 8 - 6G	3/8	3/8	7.87	13/16	7/8	7/8	22.86	21.84	25.91	36.07	37.08	26.42
SPMBTI - 8 - 8G	1/2	1/2	10.41	15/16	1-1/16	7/8	22.86	21.84	27.94	38.10	43.43	32.00
SPMBTI - 12 - 8G	3/4	1/2	11.94	1-1/16	1-1/16	1-1/8	24.38	21.84	29.72	39.88	45.21	32.00
SPMBTI - 12 - 12G	3/4	3/4	15.75	1-1/16	1-3/8	1-1/8	24.38	21.84	29.72	39.88	48.77	41.15
SPMBTI - 16 - 16G	1	1	19.81	1-3/8	1-5/8	1-1/2	31.24	26.42	36.83	49.02	53.59	48.51

Connects Metric Tubes To Female ISO Parallel Thread

Part No.	Tube OD D	T (PF)	d Min	Width Across Flat			A	B	I	L	L1	C
				h1	h2	H						
SPMBTI - 6M - 2G	6	1/8	4.0	12.7	14.3	14	15.3	17.7	19.6	27.0	26.4	17.3
SPMBTI - 6M - 4G	6	1/4	4.8	15.8	19	14	15.3	17.7	21.6	29.0	32.3	22.9
SPMBTI - 8M - 2G	8	1/8	4.0	14.3	14.3	16	16.2	18.6	21.3	28.8	27.4	17.3
SPMBTI - 8M - 4G	8	1/4	5.9	15.8	19	16	16.2	18.6	22.4	29.9	32.2	22.9
SPMBTI - 10M - 4G	10	1/4	5.9	20.6	19	19	17.2	19.5	25.9	33.5	35.0	22.9
SPMBTI - 12M - 8G	12	1/2	9.5	23.8	27	22	22.8	22.0	27.9	38.0	35.0	32.0

Connects Fractional Tubes To SAE/MS Straight Thread Boss

Part No.	Tube OD D (inch)	Straight Thread T(U)	d Min	Width Across Flat			A	B	I	L	L1	C
				h1 (inch)	h2 (inch)	H (inch)						
SPMBTI - 4 - 4U	1/4	7/16-20	4.83	1/2	9/16	9/16	15.24	17.78	21.08	28.45	28.45	16.51
SPMBTI - 6 - 6U	3/8	9/16-18	7.11	5/8	11/16	11/16	16.76	19.30	24.64	32.00	32.26	20.07
SPMBTI - 8 - 8U	1/2	3/4-16	10.41	13/16	7/8	7/8	22.86	21.84	27.43	37.59	37.85	25.65
SPMBTI - 12 - 12U	3/4	1-1/16-12	15.75	1-1/16	1-1/4	1-1/8	24.38	21.84	31.24	41.40	48.77	36.58
SPMBTI - 16 - 16U	1	1-5/16-12	22.35	1-3/8	1-1/2	1-1/2	31.24	26.42	38.35	50.55	53.59	43.94

Connects Metric Tubes To SAE/MS Straight Thread Boss

Part No.	Tube OD D	Straight Thread T(U)	d Min	Width Across Flat			A	B	I	L	L1	C
				h1	h2	H						
SPMBTI - 6M - 4U	6	7/16-20	4.8	12.7	14.3	14	15.2	17.7	21.1	28.4	28.5	16.5
SPMBTI - 12M - 8U	12	3/4-16	9.5	20.6	22.2	22	22.8	21.8	27.4	37.5	37.9	25.6
SPMBTI - 18M - 12U	18	1-1/16-12	15.1	27	31.7	28	24.3	21.8	31.2	41.4	48.8	36.5
SPMBTI - 25M - 16U	25	1-5/16-12	21.8	34.9	38.1	38	31.2	26.4	38.4	50.5	53.6	43.9

- Dimensions and Drawings are for reference only and are subject to change without prior notice.
- Unless otherwise specified, all dimensions are in millimeters.
- Sizes, pressure classes, and end connections not listed are available upon request.
- Dimensions shown with SUPERLOK nuts finger-tight, where applicable.

SMRTI

Male Run Tee

**Connects Fractional Tubes To Female NPT Thread**

Part No.	Tube OD D (inch)	T (NPT)	d Min	Width Across Flat		A	B	I	L	L ₁
				h (inch)	H (inch)					
SMRTI - 4 - 2N	1/4	1/8	4.82	1/2	9/16	15.24	17.78	19.55	26.92	18.79
SMRTI - 4 - 4N	1/4	1/4	4.82	1/2	9/16	15.24	17.78	19.55	26.92	23.36
SMRTI - 6 - 4N	3/8	1/4	7.11	5/8	11/16	16.76	19.30	23.11	30.48	25.40
SMRTI - 6 - 6N	3/8	3/8	7.11	5/8	11/16	16.76	19.30	23.10	30.48	28.19
SMRTI - 8 - 6N	1/2	3/8	9.65	13/16	7/8	22.86	21.84	25.90	36.06	28.19
SMRTI - 8 - 8N	1/2	1/2	10.41	13/16	7/8	22.86	21.84	25.90	36.06	33.02
SMRTI - 12 - 12N	3/4	3/4	15.74	1-1/16	1-1/8	24.38	21.84	29.71	39.87	36.83


Connects Metric Tubes To Female ISO Tapered Thread

Part No.	Tube OD D	T (PT)	d Min	Width Across Flat		A	B	I	L	L ₁
				h	H					
SMRTI - 6M - 2R	6	1/8	4.8	12.7	14	15.3	17.7	19.6	27.0	18.8
SMRTI - 6M - 4R	6	1/4	4.8	12.7	14	15.3	17.7	19.6	27.0	23.4
SMRTI - 8M - 4R	8	1/4	6.4	15.9	16	16.2	18.6	22.4	29.9	25.4
SMRTI - 10M - 4R	10	1/4	7.1	17.5	19	17.2	19.5	23.9	31.5	28.2
SMRTI - 10M - 6R	10	3/8	7.9	17.5	19	17.2	19.5	23.9	31.5	28.2
SMRTI - 12M - 4R	12	1/4	7.1	20.6	22	22.8	22.0	25.9	36.0	28.2
SMRTI - 12M - 8R	12	1/2	9.5	20.6	22	22.8	22.0	25.9	36.0	33.0
SMRTI - 16M - 6R	16	3/8	9.5	25.4	25	24.4	22.0	27.9	38.0	30.2
SMRTI - 16M - 8R	16	1/2	11.9	25.4	25	24.4	22.0	27.9	38.0	35.1
SMRTI - 20M - 12R	20	3/4	15.9	31.8	32	26.0	22.0	34.5	44.6	41.7

- Dimensions and Drawings are for reference only and are subject to change without prior notice.
- Unless otherwise specified, all dimensions are in millimeters.
- Sizes, pressure classes, and end connections not listed are available upon request.
- Dimensions shown with SUPERLOK nuts finger-tight, where applicable.

SFBTI

Female
Branch Tee



Connects Fractional Tubes To Male NPT Thread

Part No.	Tube OD D (inch)	T (NPT)	d Min	Width Across Flat		A	B	I	L	L ₁
				h (inch)	H (inch)					
SFBTI - 4 - 2N	1/4	1/8	4.82	1/2	9/16	15.24	17.78	19.55	26.92	19.05
SFBTI - 4 - 4N	1/4	1/4	4.82	11/16	9/16	15.24	17.78	22.35	29.71	22.35
SFBTI - 6 - 4N	3/8	1/4	7.11	11/16	11/16	16.76	19.30	23.87	31.24	22.35
SFBTI - 6 - 6N	3/8	3/8	7.11	13/16	11/16	16.76	19.30	25.90	33.27	22.35
SFBTI - 6 - 8N	3/8	1/2	7.11	1	11/16	16.76	19.30	28.70	36.07	28.45
SFBTI - 8 - 4N	1/2	1/4	10.41	13/16	7/8	22.86	21.84	25.90	36.06	22.35
SFBTI - 8 - 6N	1/2	3/8	10.41	13/16	7/8	22.86	21.84	25.90	36.06	22.35
SFBTI - 8 - 8N	1/2	1/2	10.41	1	7/8	22.86	21.84	28.70	38.86	28.44
SFBTI - 16 - 12N	1	3/4	22.35	1-3/8	1-1/2	31.24	26.41	36.83	49.02	31.75
SFBTI - 16 - 16N	1	1	22.35	1-11/16	1-1/2	31.24	26.41	41.40	53.59	38.10

Connects Metric Tubes To Male ISO Tapered Thread

Part No.	Tube OD D	T (PT)	d Min	Width Across Flat		A	B	I	L	L ₁
				h	H					
SFBTI - 6M - 4R	6	1/4	4.8	17.46	14	15.3	17.7	22.4	29.8	22.4
SFBTI - 6M - 6R	6	3/8	4.8	20.63	14	15.3	17.7	24.4	31.7	22.4
SFBTI - 6M - 8R	6	1/2	4.8	25.40	14	15.3	17.7	27.2	34.5	28.4
SFBTI - 8M - 2R	8	1/8	6.4	15.87	16	16.2	18.6	22.4	29.9	19.0
SFBTI - 8M - 4R	8	1/4	6.4	17.46	16	16.2	18.6	23.1	30.6	22.4
SFBTI - 8M - 6R	8	3/8	6.4	20.63	16	16.2	18.6	25.2	32.4	22.4
SFBTI - 8M - 8R	8	1/2	6.4	25.40	16	16.2	18.6	28.0	35.2	28.4
SFBTI - 10M - 4R	10	1/4	7.9	20.63	19	17.2	19.5	25.9	33.5	22.4
SFBTI - 12M - 4R	12	1/4	9.5	20.63	22	22.8	22.0	25.9	36.0	22.4
SFBTI - 12M - 6R	12	3/8	9.5	20.63	22	22.8	22.0	25.9	36.0	22.4
SFBTI - 16M - 8R	16	1/2	12.7	25.40	25	24.4	22.0	28.7	38.8	28.4

- Dimensions and Drawings are for reference only and are subject to change without prior notice.
- Unless otherwise specified, all dimensions are in millimeters.
- Sizes, pressure classes, and end connections not listed are available upon request.
- Dimensions shown with SUPERLOK nuts finger-tight, where applicable.

SFRTI

Female Run Tee

**Connects Fractional Tubes To Male NPT Thread**

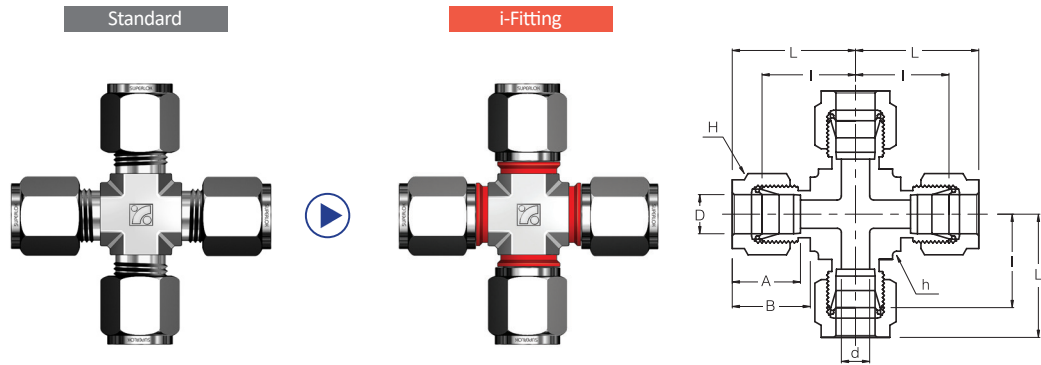
Part No.	Tube OD D (inch)	T (NPT)	d Min	Width Across Flat		A	B	I	L	L ₁
				h (inch)	H (inch)					
SFRTI - 4 - 2N	1/4	1/8	4.82	1/2	9/16	15.24	17.78	19.55	26.92	19.05
SFRTI - 4 - 4N	1/4	1/4	4.82	11/16	9/16	15.24	17.78	22.35	29.71	22.35
SFRTI - 6 - 4N	3/8	1/4	7.11	11/16	11/16	16.76	19.30	23.87	31.24	22.35
SFRTI - 8 - 6N	1/2	3/8	10.41	13/16	7/8	22.86	21.84	25.90	36.06	22.35
SFRTI - 8 - 8N	1/2	1/2	10.41	1	7/8	22.86	21.84	28.70	39.87	28.44
SFRTI - 12 - 12N	3/4	3/4	15.74	1-3/8	1-1/8	24.38	21.84	34.54	44.70	31.75
SFRTI - 16 - 12N	1	3/4	22.35	1-3/8	1-1/2	31.24	26.41	36.83	49.02	31.75
SFRTI - 16 - 16N	1	1	22.35	1-11/16	1-1/2	31.24	26.41	41.40	53.59	38.10

Connects Metric Tubes To Male ISO Tapered Thread

Part No.	Tube OD D	T (PT)	d Min	Width Across Flat		A	B	I	L	L ₁
				h	H					
SFRTI - 6M - 4R	6	1/4	4.8	17.4	14	15.3	17.7	22.4	29.8	22.4
SFRTI - 6M - 8R	6	1/2	4.8	25.4	14	15.3	17.7	27.2	34.5	28.4
SFRTI - 8M - 2R	8	1/8	6.4	15.8	16	16.2	18.6	22.4	29.9	19.0
SFRTI - 8M - 4R	8	1/4	6.4	17.4	16	16.2	18.6	23.1	30.6	22.4
SFRTI - 8M - 6R	8	3/8	6.4	20.6	16	16.2	18.6	25.2	32.4	22.4
SFRTI - 8M - 8R	8	1/2	6.4	25.4	16	16.2	18.6	28.0	35.2	28.4
SFRTI - 12M - 4R	12	1/4	9.5	20.6	22	22.8	22.0	25.9	33.5	22.4
SFRTI - 12M - 6R	12	3/8	9.5	20.6	22	22.8	22.0	25.9	36.0	22.4
SFRTI - 16M - 8R	16	1/2	12.7	25.4	25	24.4	22.0	29.7	39.8	28.4

- Dimensions and Drawings are for reference only and are subject to change without prior notice.
- Unless otherwise specified, all dimensions are in millimeters.
- Sizes, pressure classes, and end connections not listed are available upon request.
- Dimensions shown with SUPERLOK nuts finger-tight, where applicable.

SUCI
Union Cross



Connects Fractional Tubes

Part No.	Tube OD D (inch)	d Min	Width Across Flat		A	B	I	L
			h (inch)	H (inch)				
SUCI - 4	1/4	4.82	1/2	9/16	15.24	17.78	19.55	26.92
SUCI - 6	3/8	7.11	5/8	11/16	16.76	19.30	23.11	30.48
SUCI - 8	1/2	10.41	13/16	7/8	22.86	21.84	25.90	36.06
SUCI - 12	3/4	15.74	1	1-1/8	24.38	21.84	29.71	39.87
SUCI - 16	1	22.35	1-3/8	1-1/2	31.24	26.41	36.83	49.02

Connects Metric Tubes

Part No.	Tube OD D	d Min	Width Across Flat		A	B	I	L
			h	H				
SUCI - 6M	6	4.8	12.7	14	15.3	17.7	19.6	27.0
SUCI - 8M	8	6.4	15.9	16	16.2	18.6	22.4	29.9
SUCI - 10M	10	7.9	20.6	19	17.2	19.5	25.9	33.5
SUCI - 12M	12	9.5	20.6	22	22.8	22.0	25.9	36.0
SUCI - 16M	16	12.7	23.8	25	24.4	22.0	26.9	37.0
SUCI - 18M	18	15.1	25.4	30	24.4	22.0	28.2	38.3
SUCI - 20M	20	15.9	34.9	32	26.0	22.0	34.5	44.6
SUCI - 25M	25	21.8	34.9	38	31.3	26.5	36.8	49.1

- Dimensions and Drawings are for reference only and are subject to change without prior notice.
- Unless otherwise specified, all dimensions are in millimeters.
- Sizes, pressure classes, and end connections not listed are available upon request.
- Dimensions shown with SUPERLOK nuts finger-tight, where applicable.

SAUI
An Union



Connects Fractional Tubes To An Flared Tubes

Part No.	Tube OD (inch)	AN Tube Flare Size (inch)	Straight Thread T (U)	d Min	Width Across Flat		A	B	I	L
					h (inch)	H (inch)				
SAUI - 4 - 4U	1/4	1/4	7/16-20	4.31	1/2	9/16	15.24	17.78	30.22	37.59
SAUI - 6 - 4U	3/8	1/4	7/16-20	4.31	5/8	11/16	16.76	19.30	32.25	39.62
SAUI - 6 - 6U	3/8	3/8	9/16-18	7.11	5/8	11/16	16.76	19.30	32.25	39.62
SAUI - 8 - 8U	1/2	1/2	3/4-16	9.90	13/16	7/8	22.86	21.84	35.81	45.97
SAUI -12 - 12U	3/4	3/4	1-1/16-12	15.49	1-1/8	1-1/8	24.38	21.84	43.18	53.34
SAUI -16 - 16U	1	1	1-5/16-12	21.33	1-3/8	1-1/2	31.24	26.41	49.27	61.46


Connects Fractional Tubes To An Flared Tubes

Part No.	Tube OD	AN Tube Flare Size (inch)	Straight Thread T (U)	d Min	Width Across Flat		A	B	I	L
					h	H				
SAUI - 6M - 4U	6	1/4	7/16-20	4.8	12.7	14	15.2	17.7	30.20	37.5
SAUI - 12M - 8U	12	1/2	3/4-16	9.5	20.6	22	22.8	21.8	35.80	45.9
SAUI - 18M - 12U	18	3/4	1-1/16-12	15.1	28.6	30	24.3	21.8	43.20	53.3
SAUI - 25M - 16U	25	1	1-5/16-12	21.8	34.9	38	31.2	26.4	49.27	61.4

- Dimensions and Drawings are for reference only and are subject to change without prior notice.
 - Unless otherwise specified, all dimensions are in millimeters.
 - Sizes, pressure classes, and end connections not listed are available upon request.
 - Dimensions shown with SUPERLOK nuts finger-tight, where applicable.

SRI

Reducer



Connects Fractional Tubes To Fractional SUPERLOK Port

Part No.	Tube OD		d Min	d1 Min	Width Across Flat		A	B	I	L
	D (inch)	D ₁ (inch)			h (inch)	H (inch)				
SRI - 4 - 2	1/4	1/8	4.83	2.1	1/2	9/16	15.24	17.78	29.46	36.83
SRI - 4 - 3	1/4	3/16	4.83	3.0	1/2	9/16	15.24	17.78	30.22	37.59
SRI - 4 - 4	1/4	1/4	4.83	4.4	1/2	9/16	15.24	17.78	31.75	39.11
SRI - 4 - 5	1/4	5/16	4.83	5.6	1/2	9/16	15.24	17.78	32.51	39.87
SRI - 4 - 6	1/4	3/8	4.83	6.9	1/2	9/16	15.24	17.78	33.27	40.64
SRI - 4 - 8	1/4	1/2	4.83	9.4	9/16	9/16	15.24	17.78	38.86	46.22
SRI - 4 - 10	1/4	5/8	4.83	12.0	11/16	9/16	15.24	17.78	40.64	48.00
SRI - 4 - 12	1/4	3/4	4.83	14.8	13/16	9/16	15.24	17.78	41.40	47.75
SRI - 6 - 4	3/8	1/4	7.11	4.4	5/8	11/16	16.76	19.30	34.03	41.40
SRI - 6 - 6	3/8	3/8	7.11	6.9	5/8	11/16	16.76	19.30	35.81	43.18
SRI - 6 - 8	3/8	1/2	7.11	9.4	5/8	11/16	16.76	19.30	41.14	48.51
SRI - 6 - 10	3/8	5/8	7.11	12.0	11/16	11/16	16.76	19.30	42.92	50.29
SRI - 6 - 12	3/8	3/4	7.11	14.8	13/16	11/16	16.76	19.30	42.92	50.29
SRI - 8 - 4	1/2	1/4	10.41	4.4	13/16	7/8	22.86	21.84	34.79	44.95
SRI - 8 - 6	1/2	3/8	10.41	6.9	13/16	7/8	22.86	21.84	36.57	46.73
SRI - 8 - 8	1/2	1/2	10.41	9.4	13/16	7/8	22.86	21.84	42.16	52.32
SRI - 8 - 10	1/2	5/8	10.41	12.0	13/16	7/8	22.86	21.84	43.68	53.84
SRI - 8 - 12	1/2	3/4	10.41	14.8	13/16	7/8	22.86	21.84	43.68	53.84
SRI - 8 - 16	1/2	1	10.41	20.4	1-1/16	7/8	22.86	21.84	50.03	60.19
SRI - 12 - 8	3/4	1/2	15.74	9.4	1-1/16	1-1/8	24.38	21.84	44.45	54.61
SRI - 12 - 16	3/4	1	15.74	20.4	1-1/16	1-1/8	24.38	21.84	52.32	62.48


Connects Metric Tubes To Metric SUPERLOK Port

Part No.	Tube OD		d Min	d1 Min	Width Across Flat		A	B	I	L
	D	D ₁			h	H				
SRI - 6M - 8M	6	8	4.8	5.6	14	14	15.3	17.7	32.5	39.9
SRI - 6M - 10M	6	10	4.8	7.1	14	14	15.3	17.7	33.3	40.7
SRI - 8M - 6M	8	6	6.4	4.1	15	16	16.2	18.6	32.8	40.3
SRI - 8M - 10M	8	10	6.4	7.1	15	16	16.2	18.6	34.5	42.0
SRI - 10M - 6M	10	6	7.9	4.1	18	19	17.2	19.5	34.8	42.4
SRI - 10M - 8M	10	8	7.9	5.6	18	19	17.2	19.5	35.8	43.4
SRI - 10M - 12M	10	12	7.9	8.8	18	19	17.2	19.5	42.2	49.8
SRI - 12M - 8M	12	8	9.5	5.6	22	22	22.8	22.0	35.8	45.9
SRI - 12M - 10M	12	10	9.5	7.1	22	22	22.8	22.0	36.6	46.7
SRI - 18M - 12M	18	12	15.1	8.8	27	30	24.4	22.0	44.5	54.6
SRI - 18M - 16M	18	16	15.1	12.0	27	30	24.4	22.0	46.0	56.1
SRI - 18M - 20M	18	20	15.1	15.5	27	30	24.4	22.0	47.5	57.6
SRI - 25M - 18M	25	18	21.8	13.9	35	38	31.3	26.5	50.8	63.1
SRI - 25M - 20M	25	20	21.8	15.5	35	38	31.3	26.5	52.3	64.6

- Dimensions and Drawings are for reference only and are subject to change without prior notice.
- Unless otherwise specified, all dimensions are in millimeters.
- Sizes, pressure classes, and end connections not listed are available upon request.
- Dimensions shown with SUPERLOK nuts finger-tight, where applicable.

SOSCI

O-Seal Straight Thread Connector



Connects Fractional Tube To Female Straight Thread


Part No.	Tube O.D. D (inch)	Straight Thread T (U)	d Min	Width Across Flat		A	B	I	I ₁	L	O-Ring Uniform Size Number
				h (inch)	H (inch)						
SOSCI - 4 - 4U	1/4	7/16-20	4.82	3/4	9/16	15.24	17.78	30.98	10.41	38.35	-111
SOSCI - 6 - 6U	3/8	9/16-18	7.11	15/16	11/16	16.76	19.30	35.05	11.93	42.41	-114
SOSCI - 8 - 8U	1/2	3/4-16	10.41	1-1/8	7/8	22.86	21.84	35.81	11.93	45.97	-116
SOSCI - 12 - 12U	3/4	1-1/16-12	15.75	1-1/2	1-1/8	24.38	21.84	42.16	14.22	52.32	-215
SOSCI - 16 - 16U	1	1-5/16-12	22.35	1-3/4	1-1/2	31.24	26.41	45.97	14.22	58.16	-219

Connects Metric Tube To Female Straight Thread

Part No.	Tube O.D. D	Straight Thread T (U)	d Min	Width Across Flat		A	B	I	I ₁	L	O-Ring Uniform Size Number
				h	H						
SOSCI - 6M - 4U	6	7/16-20	4.8	19	14	15.2	17.7	31.0	10.4	38.3	-111
SOSCI - 12M - 8U	12	3/4-16	9.5	28.6	22	22.8	21.8	35.8	11.9	45.9	-116
SOSCI - 18M - 12U	18	1-1/16-12	15.1	38.1	28	24.3	21.8	42.2	14.2	52.3	-215
SOSCI - 25M - 16U	25	1-5/16-12	21.8	44.4	38	31.2	26.4	46.0	14.2	58.1	-219

SOPCI

O-Seal Pipe Thread Connector




Connects Fractional Tube To Female NPT Thread

Part No.	Tube O.D. D (inch)	T* (NPT)	d Min	Width Across Flat		A	B	I	I ₁	L	O-Ring Uniform Size Number
				h (inch)	H (inch)						
SOPCI - 4 - 2N	1/4	1/8	4.82	3/4	9/16	15.24	17.78	27.68	7.11	35.05	-111
SOPCI - 4 - 4N	1/4	1/4	4.82	15/16	9/16	15.24	17.78	30.98	9.65	38.35	-113
SOPCI - 6 - 4N	3/8	1/4	7.11	15/16	11/16	16.76	19.30	32.51	9.65	39.87	-113
SOPCI - 6 - 6N	3/8	3/8	7.11	1-1/8	11/16	16.76	19.30	34.03	10.41	41.40	-116
SOPCI - 6 - 8N	3/8	1/2	7.11	1-5/16	11/16	16.76	19.30	39.62	13.46	46.99	-212
SOPCI - 8 - 8N	1/2	1/2	10.41	1-5/16	7/8	22.86	21.84	39.62	13.46	49.78	-212

- Dimensions and Drawings are for reference only and are subject to change without prior notice.
- Unless otherwise specified, all dimensions are in millimeters.
- Sizes, pressure classes, and end connections not listed are available upon request.
- Dimensions shown with SUPERLOK nuts finger-tight, where applicable.

SSMCI
SAE/MS Male
Connector



Connects Fractional Tubes To SAE/MS Straight Thread Boss

Part No.	Tube O.D. D (inch)	Straight Thread T (U)	d Min	Width Across Flat		A	B	I	I ₁	L	O-Ring Uniform Size Number
				h (inch)	H (inch)						
SSMCI - 4 - 4U	1/4	7/16-20	4.82	9/16	9/16	15.24	17.78	26.67	9.14	34.03	3-904
SSMCI - 4 - 6U	1/4	9/16-18	4.82	11/16	9/16	15.24	17.78	28.19	9.90	35.56	3-906
SSMCI - 4 - 8U	1/4	3/4-16	4.82	7/8	9/16	15.24	17.78	30.22	11.17	37.59	3-908
SSMCI - 4 - 10U	1/4	7/8-14	4.82	1	9/16	15.24	17.78	33.27	12.70	40.64	3-910
SSMCI - 6 - 4U	3/8	7/16-20	5.08	5/8	11/16	16.76	19.30	28.19	9.14	35.56	3-904
SSMCI - 6 - 6U	3/8	9/16-18	7.11	11/16	11/16	16.76	19.30	29.71	9.90	37.08	3-906
SSMCI - 6 - 8U	3/8	3/4-16	7.11	7/8	11/16	16.76	19.30	31.75	11.17	39.11	3-908
SSMCI - 6 - 10U	3/8	7/8-14	7.11	1	11/16	16.76	19.30	34.79	12.70	42.16	3-910
SSMCI - 8 - 6U	1/2	9/16-18	7.11	13/16	7/8	22.86	21.84	28.95	9.90	39.11	3-906
SSMCI - 8 - 8U	1/2	3/4-16	10.41	7/8	7/8	22.86	21.84	31.75	11.17	41.91	3-908
SSMCI - 8 - 10U	1/2	7/8-14	10.41	1	7/8	22.86	21.84	34.79	12.70	44.95	3-910
SSMCI - 8 - 12U	1/2	1-1/16-12	10.41	1-1/4	7/8	22.86	21.84	38.86	14.98	49.02	3-912
SSMCI - 12 - 8U	3/4	3/4-16	10.66	1-1/16	1-1/8	24.38	21.84	35.81	11.17	45.97	3-908
SSMCI - 12 - 12U	3/4	1-1/16-12	15.74	1-1/4	1-1/8	24.38	21.84	38.86	14.98	49.02	3-912
SSMCI - 16 - 12U	1	1-1/16-12	16.76	1-3/8	1-1/2	31.24	26.41	41.14	14.98	53.34	3-912
SSMCI - 16 - 16U	1	1-5/16-12	22.35	1-1/2	1-1/2	31.24	26.41	42.16	14.98	54.35	3-916

Connects Metric Tubes To SAE/MS Straight Thread Boss

Part No.	Tube O.D. D	Straight Thread T (U)	d Min	Width Across Flat		A	B	I	I ₁	L	O-Ring Uniform Size Number
				h	H						
SSMCI - 6M - 4U	6	7/16-20	4.8	14.3	14.3	15.2	17.7	26.7	9.1	34.0	3-904
SSMCI - 6M - 6U	6	9/16-18	4.8	17.4	14.3	15.2	17.7	28.2	9.9	35.5	3-906
SSMCI - 6M - 8U	6	3/4-16	4.8	22.2	14.3	15.2	17.7	30.2	11.2	37.5	3-908
SSMCI - 6M - 10U	6	7/8-14	4.8	25.4	14.3	15.2	17.7	33.3	12.7	40.6	3-910
SSMCI - 12M - 6U	12	9/16-18	7.1	20.6	22.2	22.8	21.8	29.0	9.9	39.1	3-906
SSMCI - 12M - 8U	12	3/4-16	9.5	22.2	22.2	22.8	21.8	31.8	11.2	41.9	3-908
SSMCI - 12M - 10U	12	7/8-14	9.5	25.4	22.2	22.8	21.8	34.8	12.7	44.9	3-910
SSMCI - 12M - 12U	12	1-1/16-12	9.5	31.7	22.2	22.8	21.8	38.9	15.0	49.0	3-912
SSMCI - 18M - 8U	18	3/4-16	10.6	27	28.6	24.3	21.8	35.8	11.2	45.9	3-908
SSMCI - 18M - 12U	18	1-1/16-12	15.1	34.9	28.6	24.3	21.8	38.9	15.0	49.0	3-912
SSMCI - 25M - 12U	25	1-1/16-12	16.7	34.9	38.1	31.2	26.4	41.1	15.0	53.3	3-912
SSMCI - 25M - 16U	25	1-5/16-12	21.8	38.1	38.1	31.2	26.4	42.2	15.0	54.3	3-916

- Dimensions and Drawings are for reference only and are subject to change without prior notice.
- Unless otherwise specified, all dimensions are in millimeters.
- Sizes, pressure classes, and end connections not listed are available upon request.
- Dimensions shown with SUPERLOK nuts finger-tight, where applicable.

SPWCI

Male Pipe
Weld Connector



Connects Fractional Tubes To Pipe


Part No.	Tube O.D. D (inch)	Male Pipe Size(P)		d Min	Width Across Flat		A	B	I	I ₁	L
		Nom.	O.D.		h (inch)	H (inch)					
SPWCI - 4 - 2P	1/4	1/8	10.30	4.82	1/2	9/16	15.24	17.78	25.40	9.65	32.76
SPWCI - 4 - 4P	1/4	1/4	13.70	4.82	9/16	9/16	15.24	17.78	30.48	14.22	37.84
SPWCI - 6 - 4P	3/8	1/4	13.70	7.11	5/8	11/16	16.76	19.30	32.51	14.22	39.87
SPWCI - 6 - 6P	3/8	3/8	17.10	7.11	11/16	11/16	16.76	19.30	32.51	14.22	39.87
SPWCI - 6 - 8P	3/8	1/2	21.30	7.11	7/8	11/16	16.76	19.30	38.86	19.05	46.22
SPWCI - 8 - 6P	1/2	3/8	17.10	10.41	13/16	7/8	22.86	21.84	33.27	14.22	43.43
SPWCI - 8 - 8P	1/2	1/2	21.30	10.41	7/8	7/8	22.86	21.84	38.86	19.05	49.02
SPWCI - 12 - 12P	3/4	3/4	26.67	15.74	1-1/16	1-1/18	24.38	21.84	40.38	19.05	50.54
SPWCI - 16 - 16P	1	1	33.40	22.35	1-3/8	1-1/2	31.24	26.41	50.03	23.87	62.23

Connects Metric Tubes To Pipe

Part No.	Tube O.D. D	Male Pipe Size(P)		d Min	Width Across Flat		A	B	I	I ₁	L
		Nom.	O.D.		h	H					
SPWCI - 6M - 2P	6	1/8	10.3	4.8	14	14	15.3	17.7	25.4	9.7	32.8
SPWCI - 6M - 4P	6	1/4	13.7	4.8	14	14	15.3	17.7	30.5	14.2	37.9
SPWCI - 8M - 8P	8	1/2	21.3	6.4	22	16	16.2	18.6	38.1	19.0	45.6
SPWCI - 10M - 4P	10	1/4	13.7	7.1	18	19	17.2	19.5	33.3	14.2	40.9
SPWCI - 10M - 6P	10	3/8	17.1	7.9	18	19	17.2	19.5	33.3	14.2	40.9
SPWCI - 10M - 8P	10	1/2	21.3	7.9	22	19	17.2	19.5	38.9	19.0	46.5
SPWCI - 12M - 4P	12	1/4	13.7	7.1	22	22	22.8	22.0	33.3	14.2	43.4
SPWCI - 16M - 8P	16	1/2	21.3	12.7	24	25	24.4	22.0	38.9	19.0	49.0
SPWCI - 18M - 8P	18	1/2	21.3	13.5	27	30	24.4	22.0	40.4	19.0	50.5

SMPWEI

Male Pipe Weld
Elbow



Connects Fractional Tubes To Pipe

Part No.	Tube O.D. D (inch)	Male Pipe Size(P)		d Min	Width Across Flat		A	B	I	I ₁	L	L ₁
		Nom.	O.D.		h (inch)	H (inch)						
SMPWEI - 4 - 4P	1/4	1/4	13.70	4.82	1/2	9/16	15.24	17.78	19.55	14.22	26.90	23.37
SMPWEI - 6 - 4P	3/8	1/4	13.70	7.11	5/8	11/16	16.76	19.30	23.11	14.22	30.48	25.40
SMPWEI - 8 - 8P	1/2	1/2	21.30	10.41	13/16	7/8	22.86	21.84	25.90	19.05	36.06	33.02

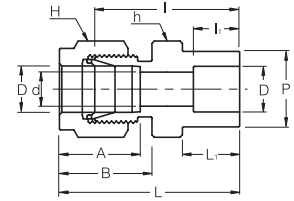

Connects Metric Tubes To Pipe

Part No.	Tube O.D. D	Male Pipe Size(P)		d Min	Width Across Flat		A	B	I	I ₁	L	L ₁
		Nom.	O.D.		h	H						
SMPWEI - 6M - 4P	6	1/4	13.70	4.8	12.7	14.3	15.2	17.7	19.6	14.2	26.9	23.4
SMPWEI - 12M - 8P	12	1/2	21.30	9.5	20.6	22.2	22.8	21.8	25.9	19.1	36.1	33.0

- Dimensions and Drawings are for reference only and are subject to change without prior notice.
- Unless otherwise specified, all dimensions are in millimeters.
- Sizes, pressure classes, and end connections not listed are available upon request.
- Dimensions shown with SUPERLOK nuts finger-tight, where applicable.

SSWCI

Tube Socket Weld Connector



Connects Fractional Tubes

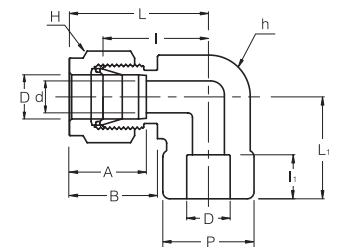
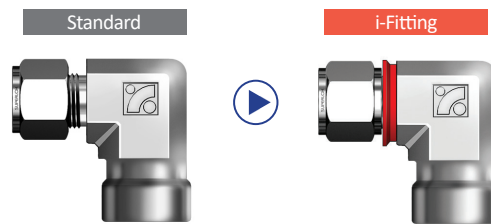
Part No.	Tube O.D. D (inch)	d Min	P	Width Across Flat		A	B	I	I ₁	L	L ₁
				h (inch)	H (inch)						
SSWCI - 4	1/4	4.82	11.17	1/2	9/16	15.24	17.78	26.16	7.87	33.52	10.41
SSWCI - 6	3/8	7.11	15.74	5/8	11/16	16.76	19.30	30.22	9.65	37.59	11.93
SSWCI - 8	1/2	10.41	19.05	13/16	7/8	22.86	21.84	30.98	12.70	41.14	11.93
SSWCI -12	3/4	15.74	26.67	1-1/16	1-1/8	24.38	21.84	33.27	14.22	43.43	11.93
SSWCI - 16	1	22.35	33.27	1-3/8	1-1/2	31.24	26.41	40.38	19.05	52.57	14.22

Connects Metric Tubes

Part No.	Tube O.D. D	d Min	P	Width Across Flat		A	B	I	I ₁	L	L ₁
				h	H						
SSWCI - 6M	6	4.8	11.17	12.7	14.3	15.2	17.7	26.2	7.9	33.5	10.4
SSWCI - 12M	12	9.5	19.05	20.6	22.2	22.8	21.8	31.0	12.7	41.1	11.9
SSWCI - 18M	18	15.1	26.67	27	28.6	24.3	21.8	33.3	14.2	43.4	11.9
SSWCI - 25M	25	21.8	33.27	34.9	38.1	31.2	26.4	40.4	19.1	52.6	14.2

SSWEI

Tube Socket Weld Elbow



Connects Fractional Tubes

Part No.	Tube O.D. D (inch)	d Min	P	Width Across Flat		A	B	I	I ₁	L	L ₁
				h (inch)	H (inch)						
SSWEI - 4	1/4	4.82	12.70	1/2	9/16	15.24	17.78	19.55	7.87	26.92	19.55
SSWEI - 6	3/8	7.11	15.75	5/8	11/16	16.76	19.30	23.11	9.65	30.48	23.11
SSWEI - 8	1/2	10.41	20.57	13/16	7/8	22.86	21.84	25.90	12.70	36.06	25.90
SSWEI - 12	3/4	15.74	26.92	1-1/16	1-1/8	24.38	21.84	29.71	14.22	39.87	29.71
SSWEI - 16	1	22.35	35.05	1-3/8	1-1/2	31.24	26.41	36.83	19.05	49.02	36.83

Connects Metric Tubes

Part No.	Tube O.D. D	d Min	P	Width Across Flat		A	B	I	I ₁	L	L ₁
				h	H						
SSWEI - 6M	6	4.8	12.70	12.7	14.3	15.2	17.7	19.6	7.9	26.9	19.6
SSWEI - 12M	12	9.5	20.57	20.6	22.2	22.8	21.8	25.9	12.7	36.1	25.9
SSWEI -18M	18	15.1	26.92	27	28.6	24.3	21.8	29.7	14.2	39.9	29.7
SSWEI - 25M	25	21.8	35.05	34.9	38.1	31.2	26.4	36.8	19.1	49.0	36.8

- Dimensions and Drawings are for reference only and are subject to change without prior notice.
- Unless otherwise specified, all dimensions are in millimeters.
- Sizes, pressure classes, and end connections not listed are available upon request.
- Dimensions shown with SUPERLOK nuts finger-tight, where applicable.

Memo



BMT Co., Ltd.

Headquarters

(46031) 부산시 기장군 장안읍 신소재산단2로 17 (반룡리)

17, Sinsojaesandan 2-ro, Jangan-eup, Gijang-gun, Busan, 46031 South Korea

TEL: +82 51 780 5000 FAX: +82 51 780 5100

E-mail: superlok@superlok.com

WEB: www.superlok.com

Fittings & Valves

Industrial

Instrumentation Tube Fittings

i-Fitting®

Ball/Plug Valves

Double Block & Bleed Valves

Manifold/Gauge Valves

Globe/Needle Valves

Cryogenic Valves

Check/Relief/Excess Flow Valves

Medium/High Pressure Fittings & Valves

Eco-fuel Conversion and Supply Units

Ultra High Purity

HGB® (High-integrated Gas Box)

HGS® (High-integrated Gas System)

Weld & Metal Face Seal Fittings

Bend Fittings

Diaphragm Valves

Bellows Valves

Check Valves

Clean Ball Valves

Regulators

Gas Filters

HGB® : Trademark registered in Republic of Korea, Japan and United States (as of August 2025)

HGS® : Trademark registered in Republic of Korea, Japan and United States (as of May 2025)

Electric & Energy

Metal Clad Switchgear (MCSG)

Compact Switchboard

Motor Control Center (MCC)

Smart Distribution Board

Energy Management System (EMS)