




Instrumentation Gauge Valves

- SGBV SERIES
- SGBV2 SERIES



Instrumentation Gauge Valves

SGBV / SGBV2 Series



Features

- Stainless Steel construction.
- 1/2 in. and 3/4 in. male to 1/2 in. female end connections.
- 1/2 in. female gauge ports as standard.

Specifications

- Maximum Working Pressure Rating: 6000 psig (413 bar) @100°F(38°C)
- Temperature Rating: -65 to 450°F (-54 to 232 °C) with PTFE packing
- Body Material: 316 Stainless Steel
- Orifice: 0.125 in. (3.2mm), 0.250 in. (6.4mm)

Testing

- Each Valve is tested with nitrogen at 1000psig(69bar) to maximum allowable leak rate of 0.1 SCCM.
- Hydrostatic shell test is performed at 1.5 times of the working pressure (Optional).

Ordering Information

Example :	SGBV	-	M	8N	-	F 8N	-	M40
	1		2	3		2	3	4

1. Valve Series

- SGBV** = Gauge
- SGRV** = Gauge Root Valve
- SGBV2** = Gauge 2-Valve

2. End Connection Type

- M** = Male Pipe Thread
- F** = Female Pipe Thread

3. Port Size

Size (inch)	1/4	3/8	1/2	3/4
Screwed NPT	4N	6N	8N	12N
Screwed BSPT	4R	6R	8R	12R

4. Body Material

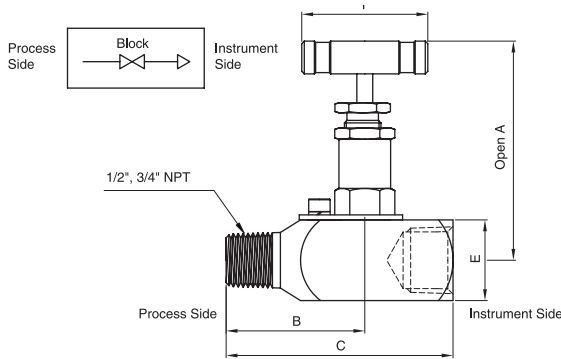
- (Blank)** = 316 Stainless Steel
- M40** = Alloy (Monel)

※ For special sizes and configurations, please consult BMT (SUPERLOK) sales representative.

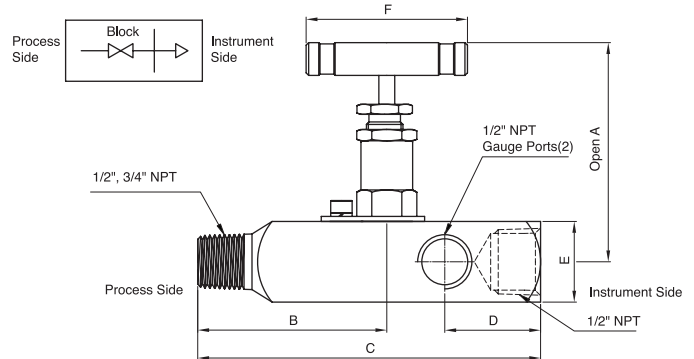
- Components can limit the pressure and temperature ranges of the valve. Please consult BMT (SUPERLOK) sales representative for your specific application.

Table of Dimensions

SGBV (Gauge Valve)

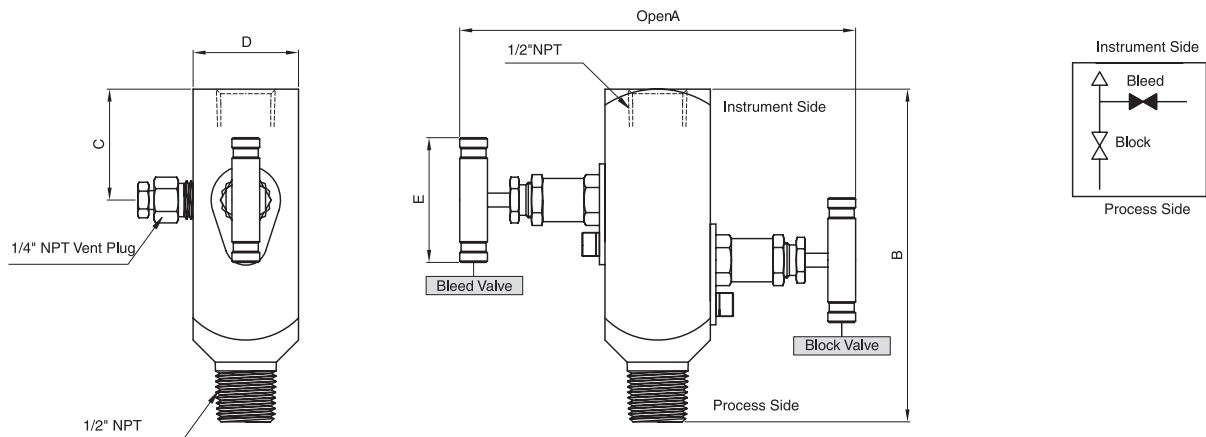


SGRV (Gauge Root Valve)



Part No.	End Connections		Dimensions (mm)					
	Process	Instrument	A	B	C	D	E	F
SGBV-M8N-F8N	1/2" Male NPT	1/2" Female NPT	68.4	54.0	90.0	-	32.0	45.0
SGBV-M12N-F8N	3/4" Male NPT	1/2" Female NPT						
SGRV-M8N-F8N	1/2" Male NPT	1/2" Female NPT	68.4	75.0	136.0	38.1	32.0	45.0
SGRV-M12N-F8N	3/4" Male NPT	1/2" Female NPT						

SGBV2 (Gauge 2-Valve)



Part No.	End Connections		Dimensions (mm)				
	Process	Instrument	A	B	C	D	E
SGBV2-M8N-F8N	1/2" Male NPT	1/2" Female NPT	142	120	40	38	45

- Dimensions and Drawings are for reference only and are subject to change without prior notice.
 - Unless otherwise specified, all dimensions are in millimeters.
 - Sizes, pressure classes, and end connections not listed are available upon request.
 - Dimensions shown with SUPERLOK nuts finger-tight, where applicable.

BMT Co., Ltd.

Headquarters

(46031) 부산시 기장군 장안읍 신소재산단2로 17 (반룡리)

17, Sinsojaesandan 2-ro, Jangan-eup, Gijang-gun, Busan, 46031 South Korea

TEL: +82 51 780 5000 FAX: +82 51 780 5100

E-mail: superlok@superlok.com

WEB: www.superlok.com

Fittings & Valves

Industrial

Instrumentation Tube Fittings

i-Fitting®

Ball/Plug Valves

Double Block & Bleed Valves

Manifold/Gauge Valves

Globe/Needle Valves

Cryogenic Valves

Check/Relief/Excess Flow Valves

Medium/High Pressure Fittings & Valves

Eco-fuel Conversion and Supply Units

Ultra High Purity

HGS® (High-integrated Gas System)

Weld & Metal Face Seal Fittings

Bend Fittings

Diaphragm Valves

Bellows Valves

Check Valves

Clean Ball Valves

Regulators

Gas Filters

HGS® : Trademark registered in Republic of Korea (as of April 2024)

Electric & Energy

Metal Clad Switchgear (MCSG)

Compact Switchboard

Motor Control Center (MCC)

Smart Distribution Board

Energy Management System (EMS)