


Plug Valves

- Plug Valves
- Rising Plug Valves



Plug Valves

SPV130 Series

Features

- Pressure Rating up to 3000psig (206 bar) @100°F(37°C)
- Temperature rating -10 to 400°F (-23 to 204°C)
- Simple design with one piece body
- 316 stainless steel body materials
- Panel mountable
- Various end connector
- Straight through flow path
- Replaceable plug assembly
- Easy to clean and maintain



Testing

Every plug valve is factory tested for shutoff at 600 psig (41.3bar)

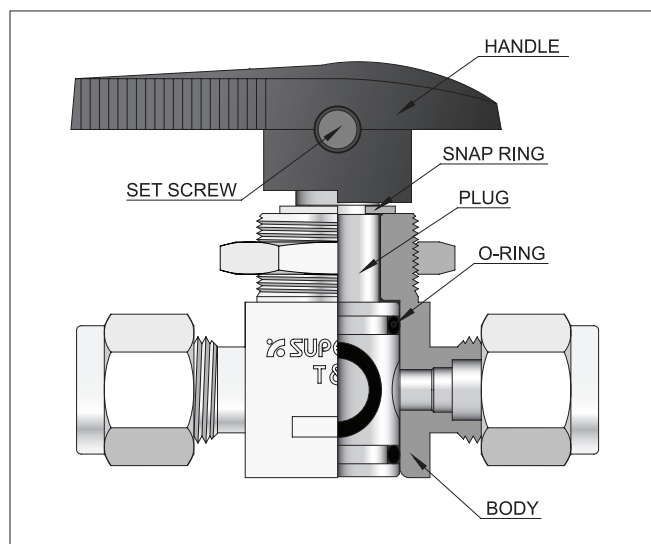
Technical Data

Materials of Construction

Component	Material Grade
*Body	SS316
*Plug	PTFE-coated SS316
*O-rings	VITON
Handle	Aluminum
Set Screw	Stainless Steel
Snap Ring	Stainless Steel

* Wetted components

※ Differential pressure is limited to 150 psig maximum if reverse flow occurs
Reverse-flow throttling may be damage o-ring

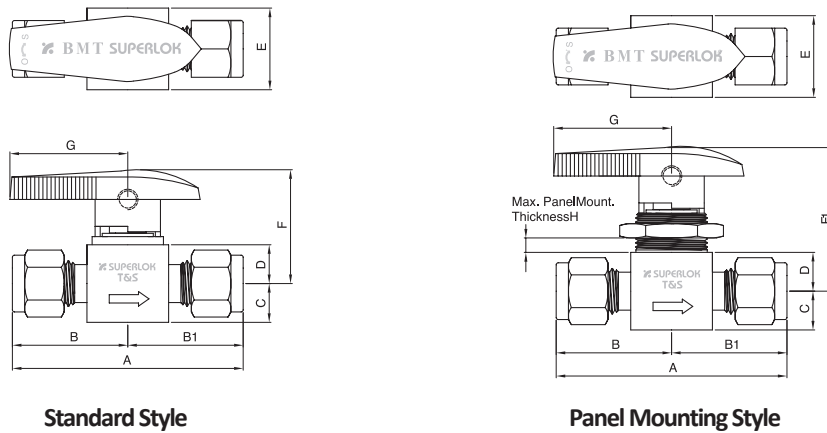


Pressure-Temperature Rating

Series	SPV131,SPV132	SPV131	SPV132
Material	316SS	Brass	
Temperature, °F(°C)	Working Pressure, psig (bar)		
-10 (-23) to 100 (37)	3000 (206)	3000 (206)	2000 (137)
150 (65)	3000 (206)	2500 (172)	2000 (137)
200 (93)	3000 (206)	2000 (137)	2000 (137)
250 (121)	2000 (137)	1500 (103)	1500 (103)
300 (148)	1000 (68.9)	1000 (68.9)	1000 (68.9)
350 (176)	1000 (68.9)	1000 (68.9)	1000 (68.9)
400 (204)	1000 (68.9)	400 (27.5)	400 (27.5)

- Components can limit the pressure and temperature ranges of the valve. Please consult BMT (SUPERLOK) sales representative for your specific application.

Table of Dimensions



Standard Style

Panel Mounting Style

Part No.	Orifice	CV	End Connection		Dimensions											
			Inlet	Outlet	A	B	B1	C	D	E	F	F1	G	H		
SPV131	F2N	4.4	1.2	1/8" Female NPT		45.2	22.6	22.6	9.5	9.5	20.0	27.9	35.5	28.9	6.4	
	F4N		1/4" Female NPT		53.1	26.6	26.6									
	M4N-F4N		1/4" Male NPT	1/4" Female NPT	50.8	24.2	26.6									
	M2N		1/8" Male NPT		39.0	19.5	19.5									
	M4N		1/4" Male NPT		48.4	24.2	24.2									
	M4N-S4		1/4" Male NPT	1/4" SUPERLOK	51.2	24.2	27.6									
SPV132	S2	2.3	0.1	1/8" SUPERLOK		50.5	25.3	25.3	14.0	14.0	30.0	41.6	53.2	51.7	9.4	
	S4	4.4	1.6	1/4" SUPERLOK		55.1	27.6	27.6								
	S6M		1.6	6mm SUPERLOK		55.1	27.6	27.6								
	F4N		7.2	4.3	1/4" Female NPT		60.5	30.3								30.3
	F8N			2.7	1/2" Female NPT		73.2	36.6								36.6
	M8N			2.4	1/2" Male NPT		67.1	33.5								33.5
	S8M			6.4	8mm SUPERLOK		67.6	33.8								33.8
	S10M	6.4		10mm SUPERLOK		68.1	34.1	34.1								
	S12M	4.8		12mm SUPERLOK		75.2	37.6	37.6								
	S6	6.4	3/8" SUPERLOK		67.6	33.8	33.8									
	S8	4.4	1/2" SUPERLOK		73.2	36.6	36.6									

- Dimensions and Drawings are for reference only and are subject to change without prior notice.
- Unless otherwise specified, all dimensions are in millimeters.
- Sizes, pressure classes, and end connections not listed are available upon request.
- Dimensions shown with SUPERLOK nuts finger-tight, where applicable.

Ordering Information

Example : **SPV131 - S 4 - B**
1 2 3 4

* 316 Stainless Steel is Standard Body Material.

1. Valve Series

- SPV131(P)
- SPV132(P)

* For Panel Mounting Style, add designator "P" as a suffix to the Valve Series designator. (Example: SPV131P-S4)

2. End Connection

- S = SUPERLOK Tube Fitting
- F = Female Thread
- M = Male Thread

3. Connection Size

Fractional Tube	Connection Size (inch)	1/8	1/4	3/8	1/2
	Designator	2	4	6	8
Metric Tube	Connection Size (mm)	6	8	10	12
	Designator	6M	8M	10M	12M
Thread (inch)		1/4	3/8	1/2	
Screwed NPT		4N	6N	8N	
Screwed BSPT		4R	6R	8R	

4. Material

- SS (Blank): 316 Stainless Steel
- B : Brass


※ For special sizes and configurations, please consult BMT (SUPERLOK) sales representative.

Rising Plug Valves

SRPV Series

Features

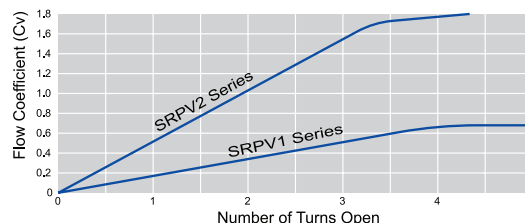
- Non-rotating stem tip
- Straight-through orifice for maximum flow
- Stem dust seal protects threads from external contamination
- Replaceable seals, seat and stem tip
- Panel mounting option
- Gauge port option



Specifications

Pressure rating	6000psig (413bar) @100°F(37°C)
Temperature rating	-20 to 400°F (-28 to 204 °C)
Body material	316 stainless steel
Orifice	4.8mm, 6.4mm

Flow Data at 100°F (37°C)



Testing

Each Valve is tested with nitrogen at 1000psig(69bar) to maximum allowable leak rate of 0.1 SCCM.

Technical Data

Pressure - Temperature Ratings

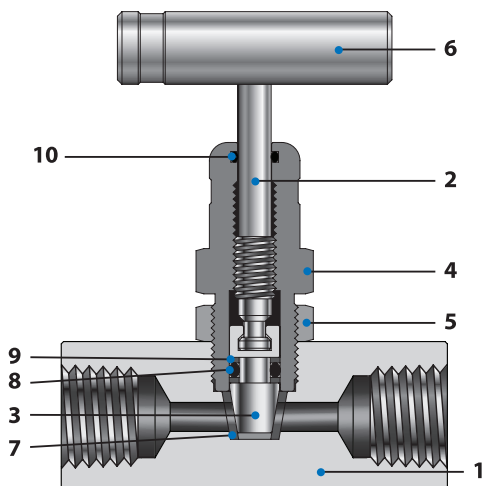
Body Material	316 Stainless Steel	
	Acetal	PEEK
Seat Material	Working Pressure, psig (bar)	
Temperature Rating °F (°C)		
-20 to 100 (-28 to 37)	6000 (413)	6000 (413)
200 (93)	2650 (182)	3000 (206)
250 (121)	1000 (68.9)	1600 (110)
300 (148)	-	1300 (89.5)
350 (176)	-	1200 (82.6)
400 (204)	-	1000 (68.9)

Temperature Ratings

O-ring Material	Temperature Rating °F (°C)
* VITON	-20 to 400 (-28 to 204)
Buna-N	-20 to 250 (-28 to 121)
Ethylene Propylene	-20 to 250 (-28 to 121)
Kalrez	-20 to 400 (-28 to 204)

* Viton O-ring is standard.

Materials of Construction

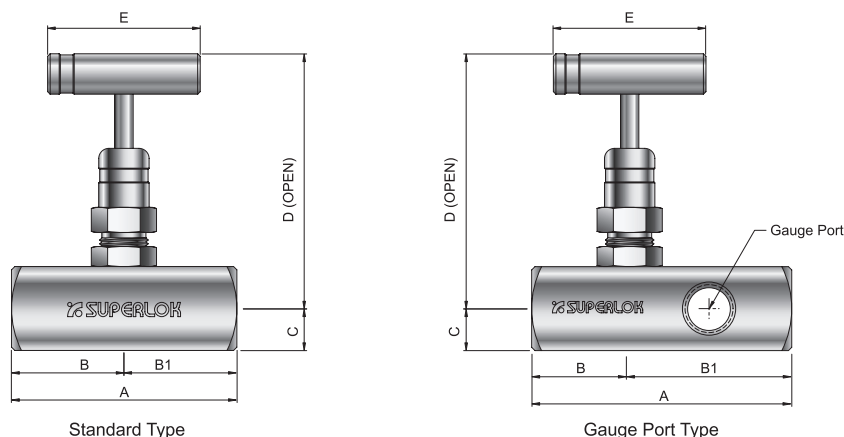


No.	Component	Material Grade / ASTM Specification
		Stainless Steel
*1	Body	A276-316
2	Stem	A276-316
*3	Stem tip	A276-316
*4	Bonnet	A276-316
5	Lock Nut	A276-316
6	Handle	A276-316
*7	Seat	Acetal
*8	Stem Seal	Viton
*9	Back-up Ring	PTFE
10	Dust Seal	Viton

* Wetted components

- Components can limit the pressure and temperature ranges of the valve. Please consult BMT (SUPERLOK) sales representative for your specific application.

Table of Dimensions



Part No.		Orifice	Cv	End Connections		Dimensions					
				Port 1	Port 2	A	B	B1	C	D	E
SRPV1	F4N	4.8	0.63	1/4" Female NPT		62.0	31.0	31.0	12.7	96.3	60.0
	M4N-F4N			1/4" Male NPT	1/4" Female NPT	76.2	45.2				
	M8N-F4N			1/2" Male NPT	1/4" Female NPT	81.1	50.1				
SRPV1-G4N	F4N	4.8	0.63	1/4" Female NPT		78.0	31.0	47.0	12.7	96.3	60.0
	M8N-F4N			1/2" Male NPT	1/4" Female NPT	97.1	50.1				
SRPV2	F8N	6.4	1.80	1/2" Female NPT		84.0	42.0	42.0	16.0	96.9	60.0
	M8N-F8N			1/2" Male NPT	1/2" Female NPT	103.1	61.1				
	M12N-F8N			3/4" Male NPT	1/2" Female NPT	103.1	61.1				
SRPV2-G8N	F8N	6.4	1.80	1/2" Female NPT		107.4	42.0	65.4	16.0	96.9	60.0
	M8N-F8N			1/2" Male NPT	1/2" Female NPT	126.5	61.1				
	M12N-F8N			3/4" Male NPT	1/2" Female NPT	126.5	61.1				

- Dimensions and Drawings are for reference only and are subject to change without prior notice.
- Unless otherwise specified, all dimensions are in millimeters.
- Sizes, pressure classes, and end connections not listed are available upon request.
- Dimensions shown with SUPERLOK nuts finger-tight, where applicable.

Ordering Information

Example : **SRPV1 - F4N - PE - EP - P**

1
2 3
4
5
6

• 316 Stainless Steel is standard body material.

1. Valve Series

- SRPV1** = Without gauge port
- SRPV1-G4N** = Gauge port 1/4" NPT
- SRPV2** = Without gauge port
- SRPV2-G8N** = Gauge port 1/2" NPT

4. Seat Material

- (Blank)** = Acetal (Standard)
- PE** = PEEK

2. Port Type

- M** = Male Pipe Thread
- F** = Female Pipe Thread

5. O-ring Material

- (Blank)** = Viton (Standard)
- N** = Buna N
- EP** = Ethylene propylene (EPDM)
- K** = Kalrez

3. Port Size

Pipe Thread Designator

Size (inch)	1/4	1/2	3/4
Screwed NPT	4N	8N	12N
Screwed BSPT	4R	8R	12R

6. Panel Mounting

- (Blank)** = Without Panel Mounting (Standard)
- P** = Panel Mounting Type

※ For special sizes and configurations, please consult BMT (SUPERLOK) sales representative.

BMT Co., Ltd.

Headquarters

(46031) 부산시 기장군 장안읍 신소재산단2로 17 (반룡리)

17, Sinsojaesandan 2-ro, Jangan-eup, Gijang-gun, Busan, 46031 South Korea

TEL: +82 51 780 5000 FAX: +82 51 780 5100

E-mail: superlok@superlok.com

WEB: www.superlok.com

Fittings & Valves

Industrial

Instrumentation Tube Fittings

i-Fitting®

Ball/Plug Valves

Double Block & Bleed Valves

Manifold/Gauge Valves

Globe/Needle Valves

Cryogenic Valves

Check/Relief/Excess Flow Valves

Medium/High Pressure Fittings & Valves

Eco-fuel Conversion and Supply Units

Ultra High Purity

HGS® (High-integrated Gas System)

Weld & Metal Face Seal Fittings

Bend Fittings

Diaphragm Valves

Bellows Valves

Check Valves

Clean Ball Valves

Regulators

Gas Filters

HGS® : Trademark registered in Republic of Korea (as of April 2024)

Electric & Energy

Metal Clad Switchgear (MCSG)

Compact Switchboard

Motor Control Center (MCC)

Smart Distribution Board

Energy Management System (EMS)