

Ultra High Purity

WELD & METAL SEAL FITTINGS



Weld & Metal Seal Fittings

Ordering Information

*Additional configurations available upon request.

A	B	C	D	E	- F	- G	
SM	4	FG	N	6	- AX	- P	

Standard feature
Optional

A	Materials
	Glands, Bodies, and Nuts
SM	316L Stainless Steel
DM	316L Stainless Steel VAR
	Gaskets
SM	316L Stainless Steel
NI	Nickel

B	Connection Size			
	Tube			
Designator	Nominal Size	Outside Diameter	Wall Thickness	
2	1/8 in.	3.18 mm	0.7 mm	
4	1/4 in.	6.35 mm	1.0 mm	
6	3/8 in.	9.53 mm	1.0 mm	
8	1/2 in.	12.7 mm	1.24 mm	
12	3/4 in.	19.05 mm	1.65 mm	
16	1 in.	25.4 mm	1.65 mm	

Optional End Connection Sizes

For drop size fittings, first size the run and add the suffix "X" then a size designator for the branch. (i.e. Reducer for 3/8" O.D. tube and 1/4" male pipe thread would be 6X4)

C	Body Type
R	Reducer
E	Elbow
HE	45° Elbow
T	Tee
CR	Cross
TB	Tribow
FG	Female Gland
MG	Male Gland
SSG	Socket Weld Short Gland
SLG	Socket Weld Long Gland
RSLG	Reducing Socket Weld Gland
BG	Blind Gland
MWG	Male Weld Gland
TA	Tube Adapter
MU	Double Male Union
MRU	Double Male Reducing Union
BHU	Bulkhead Union
TC	TBW Connector

C	Body Type (continued)
TBHC	TBW Bulkhead Connector
CG	Coupling
FRU	Double Female Reducing Union
RA	Reducing Adapter
RB	Reducing Bushing
ME	Male Elbow
UE	Union Elbow
UT	Union Tee
UC	Union Cross
SC	SUPERLOK Tube Fitting Connector
BHSC	SUPERLOK Tube Fitting Bulkhead Connector
BHMC	Bulkhead Male Connector
MC	Male Connector
FC	Female Connector
GR	Gasket Retainer Assembly
GT	Gasket
BGT	Blind Gasket
FN	Female Nut
MN	Male Nut
PG	Plug
CP	Cap
PGC	Plug (Cable Type)
HFN	High Flow Female Nut
HMN	High Flow Male Nut
HLG	High Flow Long Gland
HTC	High Flow TBW Connector
HBHC	High Flow TBW Bulkhead Connector
WMC	Welded Male Connector
WFC	Welded Female Connector
WSC	Welded Lok Connector
WFU	Welded Female Union

D	Threads Type	
	Designator	Thread Option
	N	NPT (National Pipe Thread)
	R	PT (Tapered Thread)
	U	SAE (Unified)

Weld & Metal Seal Fittings

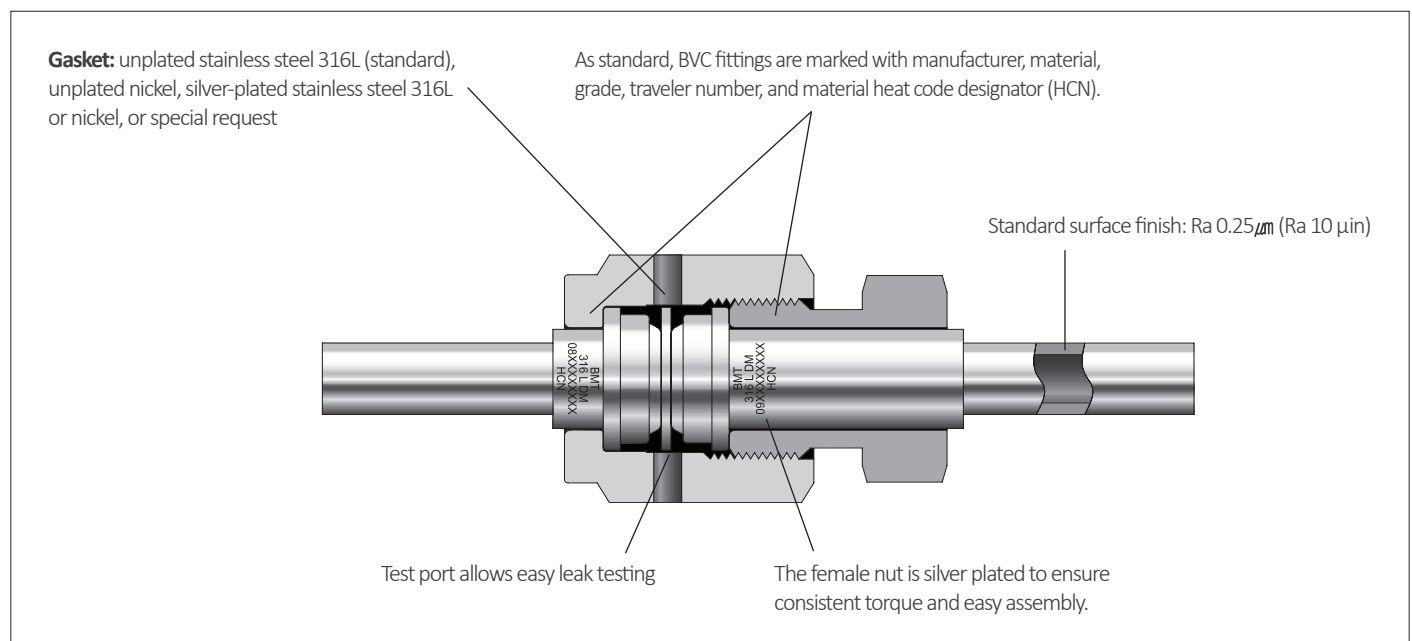
E	Tube Length	
	6	6.35 mm
	10	10 mm
	19	19.05 mm
	22	22.5 mm
	23	23.3 mm

F	Wall Thickness		
	Standard		
	For Standard Wall Thickness. No part designator needed.		
Designator	Tube OD	Wall Thickness	
No Need	1/8 in.	0.7 mm	0.028 in.
No Need	1/4 in.	1.0 mm	0.039 in.
No Need	3/8 in.	1.0 mm	0.039 in.
No Need	1/2 in.	1.24 mm	0.049 in.
No Need	3/4 in.	1.65 mm	0.065 in.
Designator	Tube OD	Wall Thickness	
AX	1/4 in.	0.89 mm	0.035 in.
AX	3/8 in.	0.89 mm	0.035 in.

G	Wetted Surface Grade	
	Glands, Bodies, and Nuts	
	BA is standard. No part designator needed.	
P	EP	
	Gaskets	
	Leave Blank: Unplated gasket	
SP	Silver plated	






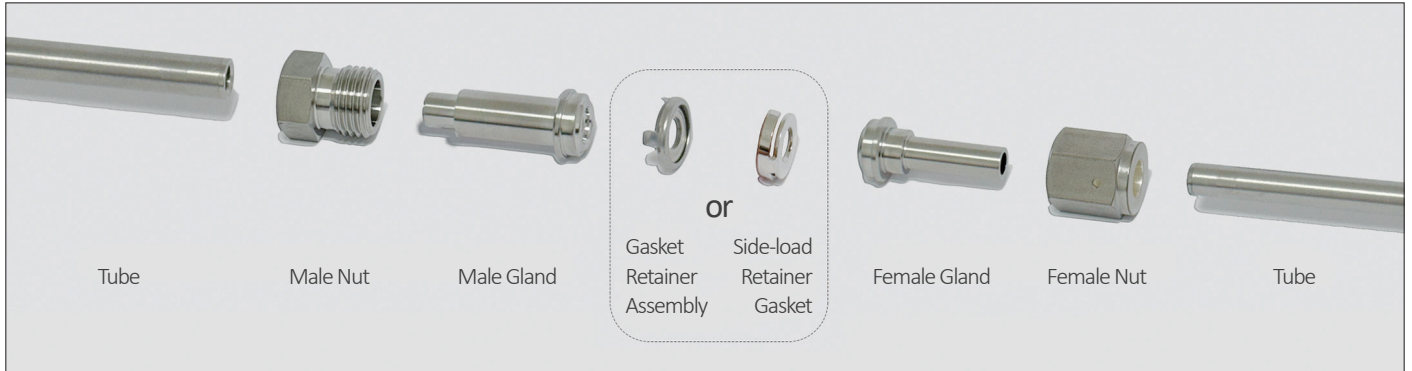
BMT Vacuum Coupling (BVC) Fittings

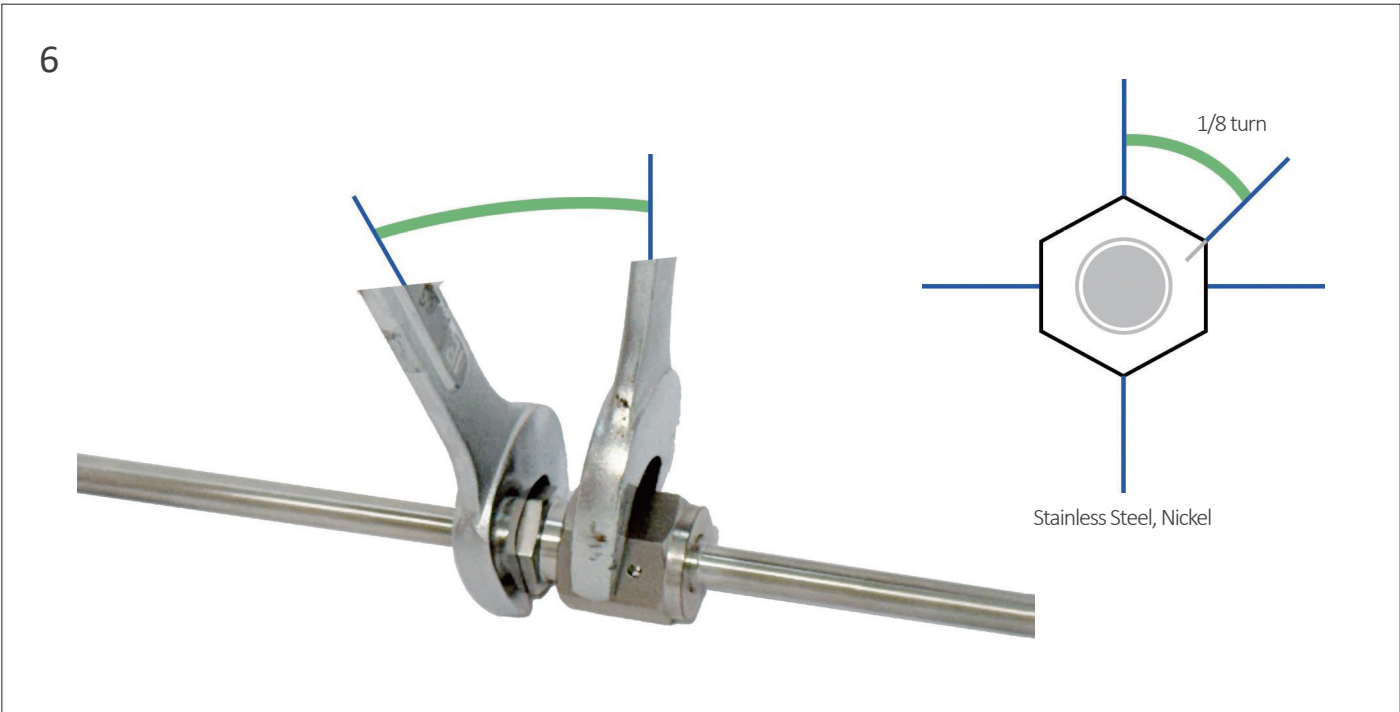


BMT Vacuum Coupling (BVC) Fittings provide the high purity of a metal-to-metal seal for leak-free service from vacuum to positive pressure applications. The gasket is compressed by two highly polished beads when a male nut and a female nut are engaged.


































































BMT Metal Gasket Face Seal Fitting

BVC Fitting Installation Procedures

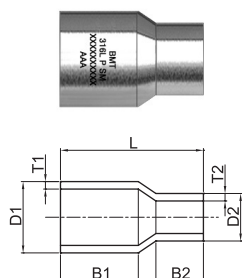




Body Type

Micro Weld Fittings			Male Weld Gland	Gaskets	
	Micro Reducer		Tube Adapter		Gasket Retainer Assembly
	Micro 90° Elbow		Double Male Union		Gasket
	Micro Reducing 90° Elbow		Double Male Reducing Union		Blind Gasket
	Micro 45° Elbow		Bulkhead Union	Nuts, Caps and Plugs	
	Micro Tee		Tube Butt Weld (TBW) Connector		Female Nut
	Micro Reducing Tee		Tube Butt Weld (TBW) Bulkhead Connector		Male Nut
	Micro Cross		Coupling		Plug
	Micro Tribow		Double Female Reducing Union		Cap
Forged Weld Fittings			Reducing Adapter		Plug (Cable Type)
	90° Elbow		Reducing Bushing	High - Flow Connection - "H" Type	
	Reducing 90° Elbow		Male Elbow (NPT)		High Flow Female Nut
	Tee		Male Elbow (PT)		High Flow Male Nut
	Reducing Tee		Union Elbow		High Flow Long Gland
	Cross		Union Tee		High Flow Tube Butt Weld (TBW) Connector
	Reducer		Union Cross		High Flow Tube Butt Weld (TBW) Bulkhead Connector
Glands			SUPERLOK Tube Fitting Connector	Welded Assembly	
	Female Gland		SUPERLOK Tube Fitting Bulkhead Connector		Welded Male Connector (PT)
	Male Gland		Bulkhead Male Connector (NPT)		Welded Male Connector (NPT)
	Socket Weld Short Gland		Male Connector (PT)		Welded Female Connector (PT)
	Socket Weld Long Gland		Male Connector (NPT)		Welded Female Connector (NPT)
	Reducing Socket Weld Long Gland		Male Connector (SAE)		Welded Lok Connector
	Blind Gland		Female Connector (PT)		Welded Female Union
			Female Connector (NPT)		

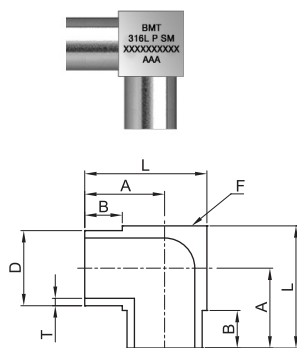
Micro Weld Fittings



Micro Reducer

Part No.	Tube OD (D1)		Tube OD (D2)		T1	T2	B1	B2	L
	Size (in)	Size	Size (in)	Size					
SM4X2R6	1/4"	6.35	1/8"	3.18	1.00	0.70	10.4	6.35	19.1
SM6X4R6	3/8"	9.53	1/4"	6.35	1.00	1.00	10.4	6.35	19.1
SM8X4R6	1/2"	12.70	1/4"	6.35	1.24	1.00	10.4	6.35	19.1
SM8X6R6	1/2"	12.70	3/8"	9.53	1.24	1.00	10.4	6.35	19.1
SM12X4R6	3/4"	19.05	1/4"	6.35	1.65	1.00	10.4	6.35	19.1
SM12X6R6	3/4"	19.05	3/8"	9.53	1.65	1.00	10.4	6.35	19.1
SM12X8R6	3/4"	19.05	1/2"	12.70	1.65	1.24	10.4	6.35	19.1

Part No.	Tube OD (D1)		Tube OD (D2)		T1	T2	B1	B2	L
	Size (in)	Size	Size (in)	Size					
SM4X2R6-AX	1/4"	6.35	1/8"	3.18	0.89	0.70	10.7	6.35	19.05
SM6X4R6-AX	3/8"	9.53	1/4"	6.35	0.89	0.89	10.7	6.35	19.05
SM8X4R6-AX	1/2"	12.70	1/4"	6.35	1.24	0.89	10.7	6.35	19.05
SM8X6R6-AX	1/2"	12.70	3/8"	9.53	1.24	0.89	10.7	6.35	19.05



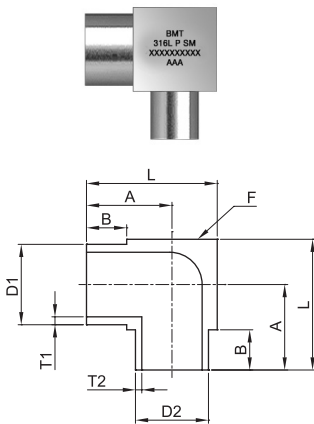
Micro 90° Elbow

Part No.	Tube OD (D)		T	A	B	F Body	L
	Size (in)	Size					
SM2E6	1/8"	3.18	0.70	10.32	6.35	7.94	14.29
SM4E6	1/4"	6.35	1.00	10.32	6.35	7.94	14.29
SM6E6	3/8"	9.53	1.00	11.91	6.35	11.11	17.46
SM8E6	1/2"	12.70	1.24	13.50	6.35	14.29	20.64
SM12E6	3/4"	19.05	1.65	16.68	6.35	20.65	27.00

Part No.	Tube OD (D)		T	A	B	F Body	L
	Size (in)	Size					
SM4E6-AX	1/4"	6.35	0.89	10.40	6.35	7.94	14.22
SM6E6-AX	3/8"	9.53	0.89	11.90	6.35	11.11	17.53

NOTE:

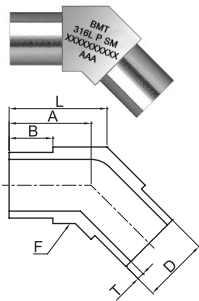
- Dimensions and Drawings are for reference only and are subject to change without prior notice.
- Unless otherwise specified, all dimensions are in millimeters.



Micro Reducing 90° Elbow

Part No.	Tube OD (D1)		Tube OD (D2)		T1	T2	A	B	F Body	L
	Size (in)	Size	Size (in)	Size						
SM4X2E6	1/4"	6.35	1/8"	3.18	1.00	0.70	10.32	6.35	7.94	14.29
SM6X4E6	3/8"	9.53	1/4"	6.35	1.00	1.00	11.91	6.35	11.11	17.46
SM8X4E6	1/2"	12.70	1/4"	6.35	1.24	1.00	13.50	6.35	14.29	20.64
SM8X6E6	1/2"	12.70	3/8"	9.53	1.24	1.00	13.50	6.35	14.29	20.64
SM12X4E6	3/4"	19.05	1/4"	6.35	1.65	1.00	16.68	6.35	20.65	27.00
SM12X6E6	3/4"	19.05	3/8"	9.53	1.65	1.00	16.68	6.35	20.65	27.00
SM12X8E6	3/4"	19.05	1/2"	12.70	1.65	1.24	16.68	6.35	20.65	27.00

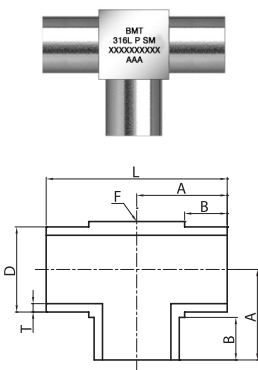
Part No.	Tube OD (D1)		Tube OD (D2)		T1	T2	A	B	F Body	L
	Size (in)	Size	Size (in)	Size						
SM6X4E6-AX	3/8"	9.53	1/4"	6.35	0.89	0.89	11.9	6.35	11.11	17.5
SM8X4E6-AX	1/2"	12.70	1/4"	6.35	1.24	0.89	13.5	6.35	14.29	20.6
SM8X6E6-AX	1/2"	12.70	3/8"	9.53	1.24	0.89	13.5	6.35	14.29	20.6



Micro 45° Elbow

Part No.	Tube OD (D)		T	A	B	F Body	L
	Size (in)	Size					
SM2HE6	1/8"	3.18	0.70	10.32	6.35	7.94	11.96
SM4HE6	1/4"	6.35	1.00	10.32	6.35	7.94	11.96
SM6HE6	3/8"	9.53	1.00	11.91	6.35	11.11	14.21
SM8HE6	1/2"	12.70	1.24	13.50	6.35	14.29	16.46
SM12HE6	3/4"	19.05	1.65	16.68	6.35	20.65	20.95

Part No.	Tube OD (D)		T	A	B	F Body	L
	Size (in)	Size					
SM4HE6-AX	1/4"	6.35	0.89	10.40	6.35	7.94	11.9
SM6HE6-AX	3/8"	9.53	0.89	11.91	6.35	11.11	14.2

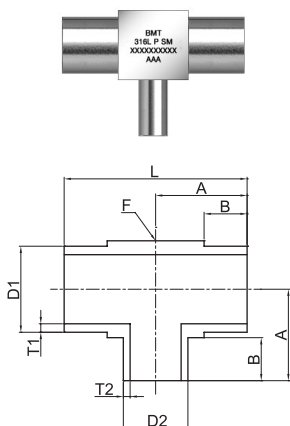


Micro Tee

Part No.	Tube OD (D)		T	A	B	F Body	L
	Size (in)	Size					
SM2T6	1/8"	3.18	0.70	10.32	6.35	7.94	20.64
SM4T6	1/4"	6.35	1.00	10.32	6.35	7.94	20.64
SM6T6	3/8"	9.53	1.00	11.91	6.35	11.11	23.81
SM8T6	1/2"	12.70	1.24	13.50	6.35	14.29	26.99
SM12T6	3/4"	19.05	1.65	16.68	6.35	20.65	33.35

Part No.	Tube OD (D)		T	A	B	F Body	L
	Size (in)	Size					
SM2T6-AX	1/8"	3.19	0.70	10.4	6.35	7.94	20.8
SM4T6-AX	1/4"	6.35	0.89	10.4	6.35	7.94	20.8
SM6T6-AX	3/8"	9.53	0.89	11.9	6.35	11.11	23.9

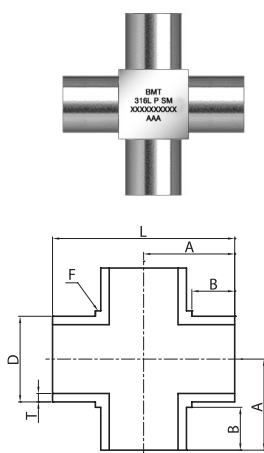
NOTE:
 ·Dimensions and Drawings are for reference only and are subject to change without prior notice.
 ·Unless otherwise specified, all dimensions are in millimeters.



Micro Reducing Tee

Part No.	Tube OD (D1)		Tube OD (D2)		T1	T2	A	B	F Body	L
	Size (in)	Size	Size (in)	Size						
SM4X2T6	1/4"	6.35	1/8"	3.18	1.00	0.70	10.32	6.35	7.94	20.64
SM6X4T6	3/8"	9.53	1/4"	6.35	1.00	1.00	11.91	6.35	11.11	23.81
SM8X4T6	1/2"	12.70	1/4"	6.35	1.24	1.00	13.50	6.35	14.29	27.00
SM8X6T6	1/2"	12.70	3/8"	9.53	1.24	1.00	13.50	6.35	14.29	27.00
SM12X4T6	3/4"	19.05	1/4"	6.35	1.65	1.00	16.68	6.35	20.65	33.35
SM12X6T6	3/4"	19.05	3/8"	9.53	1.65	1.00	16.68	6.35	20.65	33.35
SM12X8T6	3/4"	19.05	1/2"	12.70	1.65	1.24	16.68	6.35	20.65	33.35

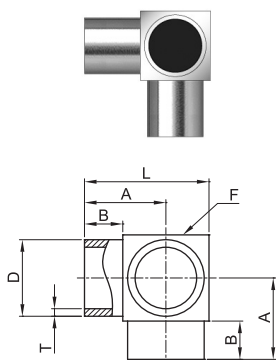
Part No.	Tube OD (D1)		Tube OD (D2)		T1	T2	A	B	F Body	L
	Size (in)	Size	Size (in)	Size						
SM6X4T6-AX	3/8"	9.53	1/4"	6.35	0.89	0.89	11.9	6.35	11.11	23.9
SM8X4T6-AX	1/2"	12.70	1/4"	6.35	1.24	0.89	13.5	6.35	14.29	26.9
SM8X6T6-AX	1/2"	12.70	3/8"	9.53	1.24	0.89	13.5	6.35	14.29	26.9



Micro Cross

Part No.	Tube OD (D)		T	A	B	F Body	L
	Size (in)	Size					
SM2CR6	1/8"	3.18	0.70	10.32	6.35	7.94	20.64
SM4CR6	1/4"	6.35	1.00	10.32	6.35	7.94	20.64
SM6CR6	3/8"	9.53	1.00	11.91	6.35	11.11	23.81
SM8CR6	1/2"	12.70	1.24	13.50	6.35	14.29	27.00
SM12CR6	3/4"	19.05	1.65	16.68	6.35	20.65	33.35

Part No.	Tube OD (D)		T	A	B	F Body	L
	Size (in)	Size					
SM2CR6-AX	1/2"	3.18	0.70	10.4	6.35	7.94	20.8
SM4CR6-AX	1/4"	6.35	0.89	10.4	6.35	7.94	20.8
SM6CR6-AX	3/8"	9.53	0.89	11.9	6.35	11.11	23.9



Micro Tribow

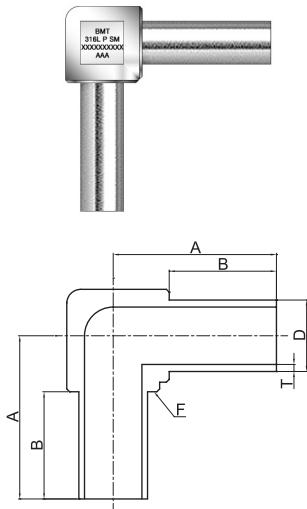
Part No.	Tube OD (D)		T	A	B	F Body	L
	Size (in)	Size					
SM2TB6	1/8"	3.18	0.70	10.32	6.35	7.94	14.29
SM4TB6	1/4"	6.35	1.00	10.32	6.35	7.94	14.29
SM6TB6	3/8"	9.53	1.00	11.91	6.35	11.11	17.46
ST8TB6	1/2"	12.70	1.24	13.50	6.35	14.29	20.65
ST12TB6	3/4"	19.05	1.65	16.68	6.35	20.65	27.00

Part No.	Tube OD (D)		T	A	B	F Body	L
	Size (in)	Size					
SM4TB6-AX	1/4"	6.35	0.89	10.4	6.35	7.94	14.2
SM6TB6-AX	3/8"	9.53	0.89	11.9	6.35	11.11	17.5

NOTE:

- Dimensions and Drawings are for reference only and are subject to change without prior notice.
- Unless otherwise specified, all dimensions are in millimeters.

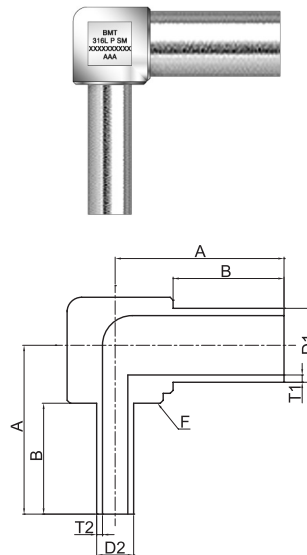
Forged Weld Fittings



90° Elbow

Part No.	Tube OD (D)		T	A	B	F Body
	Size (in)	Size				
SM4E19	1/4"	6.35	1.00	25.00	19.05	11.1
SM6E19	3/8"	9.53	1.00	25.00	19.05	12.4
SM8E19	1/2"	12.70	1.24	29.00	19.05	17.0
SM12E22	3/4"	19.05	1.65	33.50	22.50	25.0
SM16E23	1"	25.40	1.65	38.30	23.30	30.0
SM4E10	1/4"	6.35	1.00	15.90	10.00	11.1
SM6E10	3/8"	9.53	1.00	15.90	10.00	12.4
SM8E10	1/2"	12.70	1.24	19.90	10.00	17.0
SM12E10	3/4"	19.05	1.65	22.40	10.00	25.0
SM16E10	1"	25.40	1.65	25.00	10.00	30.0

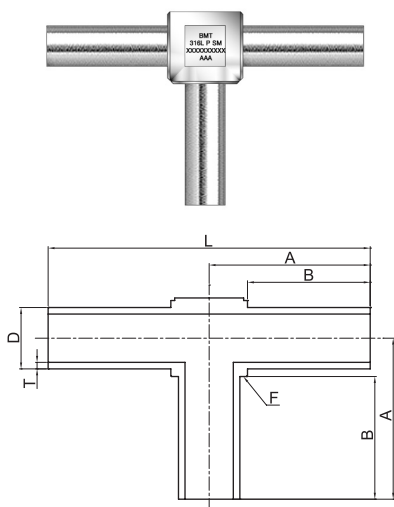
Part No.	Tube OD (D)		T	A	B	F Body
	Size (in)	Size				
SM4E19-AX	1/4"	6.35	0.89	31.2	19.05	11.11
SM6E19-AX	3/8"	9.53	0.89	30.5	19.05	11.11
SM8E19-AX	1/2"	12.70	1.24	34.0	19.05	17.46



Reducing 90° Elbow

Part No.	Tube OD (D1)		Tube OD (D2)		T1	T2	A	B	F Body
	Size (in)	Size	Size (in)	Size					
SM6X4E19	3/8"	9.53	1/4"	6.35	1.00	1.00	25.0	19.05	12.4
SM8X4E19	1/2"	12.70	1/4"	6.35	1.24	1.00	29.0	19.05	17.0
SM8X6E19	1/2"	12.70	3/8"	9.53	1.24	1.00	29.0	19.05	17.0
SM12X4E22	3/4"	19.05	1/4"	6.35	1.65	1.00	33.5	22.50	25.0
SM12X6E22	3/4"	19.05	3/8"	9.53	1.65	1.00	33.5	22.50	25.0
SM12X8E22	3/4"	19.05	1/2"	12.70	1.65	1.24	33.5	22.50	25.0
SM16X4E23	1"	25.40	1/4"	6.35	1.65	1.00	38.3	23.30	30.0
SM16X8E23	1"	25.40	1/2"	12.70	1.65	1.24	38.3	23.30	30.0
SM16X12E23	1"	25.40	3/4"	19.05	1.65	1.65	38.3	23.30	30.0

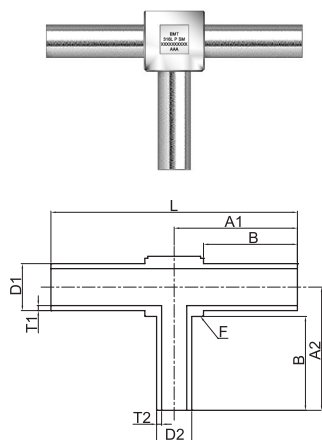
NOTE:
 ·Dimensions and Drawings are for reference only and are subject to change without prior notice.
 ·Unless otherwise specified, all dimensions are in millimeters.



Tee

Part No.	Tube OD (D)		T	A	B	F Body	L
	Size (in)	Size					
SM4T19	1/4"	6.35	1.00	25.00	19.05	11.10	50.0
SM6T19	3/8"	9.53	1.00	25.00	19.05	12.40	50.0
SM8T19	1/2"	12.70	1.24	29.00	19.05	17.00	58.0
SM12T22	3/4"	19.05	1.65	33.50	22.50	25.00	67.0
SM16T23	1"	25.40	1.65	38.30	23.30	30.00	76.6
SM4T10	1/4"	6.35	1.00	15.90	10.00	11.10	31.8
SM6T10	3/8"	9.53	1.00	15.90	10.00	12.40	31.8
SM8T10	1/2"	12.70	1.24	19.90	10.00	17.00	39.8
SM12T10	3/4"	19.05	1.65	22.40	10.00	25.00	44.8
SM16T10	1"	25.40	1.65	24.95	10.00	30.00	49.9

Part No.	Tube OD (D)		T	A	B	F Body	L
	Size (in)	Size					
SM4T19-AX	1/4"	6.35	0.89	31.2	19.05	11.11	62.5
SM6T19-AX	3/8"	9.53	0.89	30.5	19.05	11.11	61.0
SM8T19-AX	1/2"	12.70	1.24	34.0	19.05	17.46	68.1



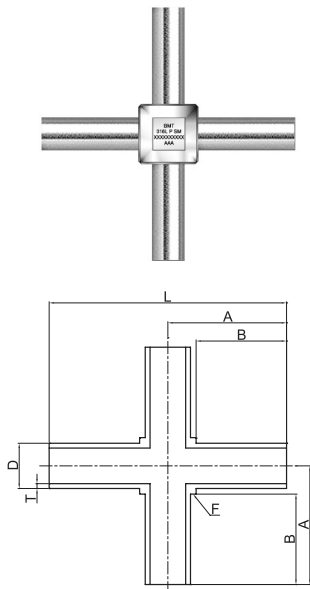
Reducing Tee

Part No.	Tube OD (D1)		Tube OD (D2)		T1	T2	A1	A2	B	F Body	L
	Size (in)	Size	Size (in)	Size							
SM6X4T19	3/8"	9.53	1/4"	6.35	1.00	1.00	25.0	25.0	19.05	12.4	50.0
SM8X4T19	1/2"	12.70	1/4"	6.35	1.24	1.00	29.0	29.0	19.05	17.0	58.0
SM8X6T19	1/2"	12.70	3/8"	9.53	1.24	1.00	29.0	29.0	19.05	17.0	58.0
SM12X4T22	3/4"	19.05	1/4"	6.35	1.65	1.00	33.5	33.5	22.50	25.0	67.0
SM12X6T22	3/4"	19.05	3/8"	9.53	1.65	1.00	33.5	33.5	22.50	25.0	67.0
SM12X8T22	3/4"	19.05	1/2"	12.70	1.65	1.24	33.5	33.5	22.50	25.0	67.0
SM16X4T23	1"	25.40	1/4"	6.35	1.65	1.00	38.3	38.3	23.30	30.0	76.6
SM16X8T23	1"	25.40	1/2"	12.70	1.65	1.24	38.3	38.3	23.30	30.0	76.6
SM16X12T23	1"	25.40	3/4"	19.05	1.65	1.65	38.3	38.3	23.30	30.0	76.6
SM6X4T10	3/8"	9.53	1/4"	6.35	1.00	1.00	15.9	15.9	10.00	12.4	31.8
SM8X4T10	1/2"	12.70	1/4"	6.35	1.24	1.00	19.9	19.9	10.00	17.0	39.8
SM8X6T10	1/2"	12.70	3/8"	9.53	1.24	1.00	19.9	19.9	10.00	17.0	39.8
SM12X4T10	3/4"	19.05	1/4"	6.35	1.65	1.00	22.4	22.4	10.00	25.0	44.8
SM12X6T10	3/4"	19.05	3/8"	9.53	1.65	1.00	22.4	22.4	10.00	25.0	44.8

Part No.	Tube OD (D1)		Tube OD (D2)		T1	T2	A1	A2	B	F Body	L
	Size (in)	Size	Size (in)	Size							
SM6X4T19-AX	3/8"	9.53	1/4"	6.35	0.89	0.89	30.5	31.2	19.05	11.11	60.7
SM8X4T19-AX	1/2"	12.70	1/4"	6.35	1.24	0.89	34.0	34.0	19.05	17.46	67.8
SM8X6T19-AX	1/2"	12.70	3/8"	9.53	1.24	0.89	34.0	34.3	19.05	17.46	67.8
SM12X4T19-AX	3/4"	19.05	1/4"	6.35	1.24	0.89	37.1	37.6	19.05	23.81	73.9
SM12X6T19-AX	3/4"	19.05	3/8"	9.53	1.24	0.89	37.1	34.3	19.05	23.81	73.9

NOTE:

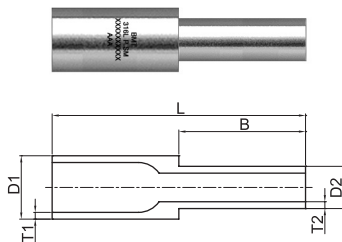
- Dimensions and Drawings are for reference only and are subject to change without prior notice.
- Unless otherwise specified, all dimensions are in millimeters.



Cross

Part No.	Tube OD (D)		T	A	B	F Body	L
	Size (in)	Size					
SM4CR19	1/4"	6.35	1.00	25.00	19.05	11.1	50.0
SM6CR19	3/8"	9.53	1.00	25.00	19.05	12.4	50.0
SM8CR19	1/2"	12.70	1.24	29.00	19.05	17.0	58.0
SM12CR22	3/4"	19.05	1.65	33.50	22.50	25.0	67.0
SM16CR23	1"	25.40	1.65	38.30	23.30	30.0	76.6
SM4CR10	1/4"	6.35	1.00	15.90	10.00	11.1	31.8
SM6CR10	3/8"	9.53	1.00	15.90	10.00	12.4	31.8
SM8CR10	1/2"	12.70	1.24	19.90	10.00	17.0	39.8
SM12CR10	3/4"	19.05	1.65	22.40	10.00	25.0	44.8
SM16CR10	1"	25.40	1.65	24.95	10.00	30.0	49.9

Part No.	Tube OD (D)		T	A	B	F Body	L
	Size (in)	Size					
SM4CR19-AX	1/4"	6.35	0.89	31.2	19.05	11.11	62.2
SM6CR19-AX	3/8"	9.53	0.89	30.5	19.05	11.11	60.7
SM8CR19-AX	1/2"	12.70	1.24	34.0	19.05	17.46	66.3



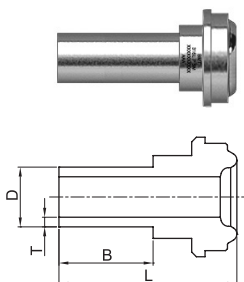
Reducer

Part No.	Tube OD (D1)		Tube OD (D2)		T1	T2	B	L
	Size (in)	Size	Size (in)	Size				
SM6X4R19	3/8"	9.53	1/4"	6.35	1.00	1.00	19.05	38.1
SM8X4R19	1/2"	12.70	1/4"	6.35	1.24	1.00	19.05	38.1
SM8X6R19	1/2"	12.70	3/8"	9.53	1.24	1.00	19.05	38.1
SM12X4R19	3/4"	19.05	1/4"	6.35	1.65	1.00	19.05	42.9
SM12X6R19	3/4"	19.05	3/8"	9.53	1.65	1.00	19.05	42.9
SM12X8R19	3/4"	19.05	1/2"	12.70	1.65	1.24	19.05	42.9
SM16X4R19	1"	25.40	1/4"	6.35	1.65	1.00	19.05	42.9
SM16X6R19	1"	25.40	3/8"	9.53	1.65	1.00	19.05	42.9
SM16X8R19	1"	25.40	1/2"	12.70	1.65	1.24	19.05	42.9
SM16X12R19	1"	25.40	3/4"	19.05	1.65	1.65	19.05	42.9
SM6X4R10	3/8"	9.53	1/4"	6.35	1.00	1.00	10.00	20.0
SM8X4R10	1/2"	12.70	1/4"	6.35	1.24	1.00	10.00	20.0
SM8X6R10	1/2"	12.70	3/8"	9.53	1.24	1.00	10.00	20.0
SM12X4R10	3/4"	19.05	1/4"	6.35	1.65	1.00	10.00	20.0
SM12X6R10	3/4"	19.05	3/8"	9.53	1.65	1.00	10.00	20.0
SM12X8R10	3/4"	19.05	1/2"	12.70	1.65	1.24	10.00	20.0

Part No.	Tube OD (D1)		Tube OD (D2)		T1	T2	B	L
	Size (in)	Size	Size (in)	Size				
SM6X4R19-AX	3/8"	9.53	1/4"	6.35	0.89	0.89	19.05	38.1
SM8X4R19-AX	1/2"	12.70	1/4"	6.35	1.24	0.89	19.05	38.1
SM8X6R19-AX	1/2"	12.70	3/8"	9.53	1.24	0.89	19.05	38.1
SM12X8R19-AX	3/4"	19.05	1/2"	12.70	1.24	1.24	19.05	38.1
SM16X8R19-AX	1"	25.40	1/2"	12.70	1.65	1.24	19.05	38.1
SM16X12R19-AX	1"	25.40	3/4"	19.05	1.65	1.24	19.05	38.1

NOTE:
 ·Dimensions and Drawings are for reference only and are subject to change without prior notice.
 ·Unless otherwise specified, all dimensions are in millimeters.

Glands



Female Gland

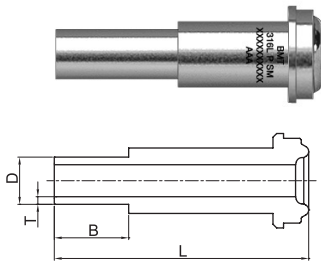
Part No.	Head Size (in)	Tube OD (D)		T	B	L	ANS (in)
		Size (in)	Size				
SM2FG19	1/8"	1/8"	3.18	0.70	19.05	27.40	1/8"
SM4FG6	1/4"	1/4"	6.35	1.00	6.35	15.24	1/4"
SM4FG10	1/4"	1/4"	6.35	1.00	10.00	18.89	1/4"
SM4FG19	1/4"	1/4"	6.35	1.00	19.05	27.94	1/4"
SM6FG6	3/8"	3/8"	9.53	1.00	6.35	15.75	1/2"
SM6FG10	3/8"	3/8"	9.53	1.00	10.00	19.40	1/2"
SM6FG19	3/8"	3/8"	9.53	1.00	19.05	28.45	1/2"
SM8FG6	1/2"	1/2"	12.70	1.24	6.35	15.75	1/2"
SM8FG10	1/2"	1/2"	12.70	1.24	10.00	19.40	1/2"
SM8FG19	1/2"	1/2"	12.70	1.24	19.05	28.45	1/2"
SM12FG19	3/4"	3/4"	19.05	1.65	19.05	34.50	3/4"
SM16FG19	1"	1"	25.40	1.65	19.05	38.60	1"
SM8X4FG6	1/2"	1/4"	6.35	1.00	6.35	15.75	1/2"
SM8X4FG10	1/2"	1/4"	6.35	1.00	10.00	19.40	1/2"
SM8X4FG19	1/2"	1/4"	6.35	1.00	19.05	28.45	1/2"

Part No.	Head Size (in)	Tube OD (D)		T	B	L	ANS (in)
		Size (in)	Size				
SM4X2FG19-AX	1/4"	1/8"	3.18	0.70	19.05	27.90	1/4"
SM4FG6-AX	1/4"	1/4"	6.35	0.89	6.35	15.24	1/4"
SM4FG10-AX	1/4"	1/4"	6.35	0.89	9.60	18.30	1/4"
SM4FG19-AX	1/4"	1/4"	6.35	0.89	19.05	27.94	1/4"
SM6FG6-AX	3/8"	3/8"	9.53	0.89	6.35	15.75	1/2"
SM6FG19-AX	3/8"	3/8"	9.53	0.89	19.05	28.45	1/2"
SM8X4FG19-AX	1/2"	1/4"	6.35	0.89	19.05	28.45	1/2"
SM8FG10-AX	1/2"	1/2"	12.70	1.24	9.60	18.80	1/2"

ANS : Available Nut Size

NOTE:

- Dimensions and Drawings are for reference only and are subject to change without prior notice.
- Unless otherwise specified, all dimensions are in millimeters.



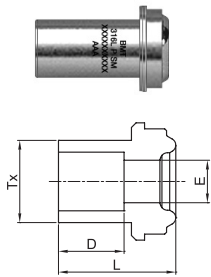
Male Gland

Part No.	Head Size (in)	Tube OD (D)		T	B	L	ANS (in)
		Size (in)	Size				
SM2MG19	1/8"	1/8"	3.18	0.70	19.05	36.00	1/8"
SM4MG6	1/4"	1/4"	6.35	1.00	6.35	30.48	1/4"
SM4MG10	1/4"	1/4"	6.35	1.00	10.00	34.13	1/4"
SM4MG19	1/4"	1/4"	6.35	1.00	19.05	43.18	1/4"
SM6MG6	3/8"	3/8"	9.53	1.00	6.35	32.77	1/2"
SM6MG10	3/8"	3/8"	9.53	1.00	10.00	36.42	1/2"
SM6MG19	3/8"	3/8"	9.53	1.00	19.05	45.47	1/2"
SM8MG6	1/2"	1/2"	12.70	1.24	6.35	32.77	1/2"
SM8MG10	1/2"	1/2"	12.70	1.24	10.00	36.42	1/2"
SM8MG19	1/2"	1/2"	12.70	1.24	19.05	45.47	1/2"
SM12MG19	3/4"	3/4"	19.05	1.65	19.05	51.56	3/4"
SM16MG19	1"	1"	25.40	1.65	19.05	58.93	1"
SM8X4MG6	1/2"	1/4"	6.35	1.00	6.35	32.77	1/2"
SM8X4MG10	1/2"	1/4"	6.35	1.00	10.00	36.42	1/2"
SM8X4MG19	1/2"	1/4"	6.35	1.00	19.05	45.47	1/2"

Part No.	Head Size (in)	Tube OD (D)		T	B	L	ANS (in)
		Size (in)	Size				
SM4MG6-AX	1/4"	1/4"	6.35	0.89	6.35	30.48	1/4"
SM4MG9-AX	1/4"	1/4"	6.35	0.89	9.10	33.30	1/4"
SM4MG10-AX	1/4"	1/4"	6.35	0.89	9.60	33.50	1/4"
SM4MG19-AX	1/4"	1/4"	6.35	0.89	19.05	43.18	1/4"
SM6MG6-AX	3/8"	3/8"	9.53	0.89	6.35	32.77	1/2"
SM6MG19-AX	3/8"	3/8"	9.53	0.89	19.05	45.47	1/2"
SM8MG10-AX	1/2"	1/2"	12.70	1.24	9.60	35.80	1/2"
SM8X4MG19-AX	1/2"	1/4"	6.35	0.89	19.05	45.70	1/2"
SM12MG19-AX	3/4"	3/4"	19.05	1.24	19.05	51.60	3/4"

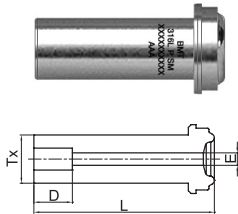
ANS : Available Nut Size

NOTE:
 ·Dimensions and Drawings are for reference only and are subject to change without prior notice.
 ·Unless otherwise specified, all dimensions are in millimeters.



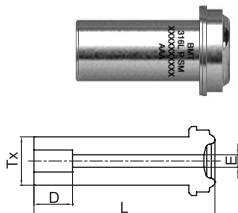
Socket Weld Short Gland

Part No.	Head Size (in)	Socket Size (in)	D	E	L	Tx
SM4SSG	1/4"	1/4"	7.1	4.6	12.7	8.9



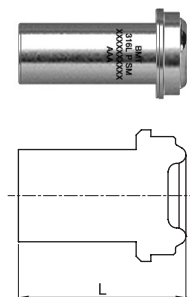
Socket Weld Long Gland

Part No.	Head Size (in)	Socket Size (in)	D	E	L	Tx
SM2SLG	1/8"	1/8"	2.5	2.30	17.8	5.1
SM4SLG	1/4"	1/4"	7.1	4.60	33.3	8.9
SM6SLG	1/2"	3/8"	7.9	7.10	38.1	15.2
SM8SLG	1/2"	1/2"	9.6	10.22	38.1	15.2
SM12SLG	3/4"	3/4"	11.2	15.75	50.8	22.4
SM16SLG	1"	1"	15.7	22.10	56.4	30.2



Reducing Socket Weld Long Gland

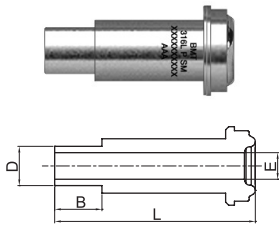
Part No.	Head Size (in)	Socket Size (in)	D	E	L	Tx
SM4X2RSLG	1/4"	1/8"	2.5	2.30	33.3	8.9
SM8X4RSLG	1/2"	1/4"	7.1	4.60	38.1	15.2



Blind Gland

Part No.	Head Size (in)	L
SM2BG	1/8"	17.8
SM4BG	1/4"	33.3
SM8BG	1/2"	38.1
SM12BG	3/4"	50.8
SM16BG	1"	56.4

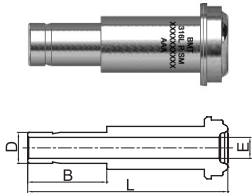
NOTE:
 ·Dimensions and Drawings are for reference only and are subject to change without prior notice.
 ·Unless otherwise specified, all dimensions are in millimeters.



Male Weld Gland

Part No.	Head Size (in)	Tube OD (D)		E	B	L	ANS (in)
		Size (in)	Size				
SM2MWG	1/8"	1/8"	3.2	1.50	7.1	17.8	1/8"
SM4X2MWG	1/4"	1/8"	3.2	1.50	7.1	33.3	1/4"
SM4MWG	1/4"	1/4"	6.4	3.00	10.4	33.3	1/4"
SM6MWG	1/2"	3/8"	9.5	7.10	10.4	38.1	3/8"
SM8X4MWG	1/2"	1/4"	6.4	3.00	10.4	38.1	1/2"
SM8MWG	1/2"	1/2"	12.7	10.20	12.7	38.1	1/2"
SM12MWG	3/4"	3/4"	19.1	13.50	15.7	50.8	3/8"
SM16MWG	1"	1"	25.4	19.05	20.6	56.4	1/2"

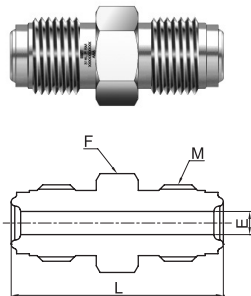
ANS : Available Nut Size



Tube Adapter

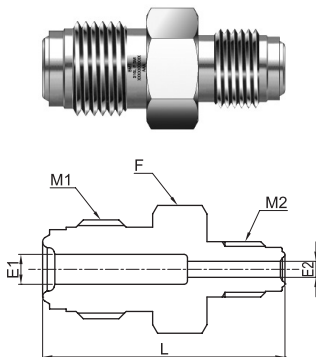
Part No.	Head Size (in)	Tube OD (D)		E	B	L	ANS (in)
		Size (in)	Size				
SM4TA	1/4"	1/4"	6.35	4.3	16.2	41.0	1/4"
SM6TA	1/2"	3/8"	9.53	6.8	17.8	46.0	3/8"
SM8TA	1/2"	1/2"	12.70	9.4	24.4	49.3	1/2"

ANS : Available Nut Size



Double Male Union

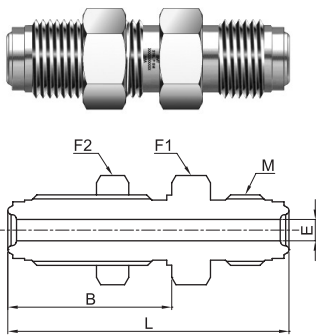
Part No.	Head Size (in)	E	L	F HEX.	M
SM2MU	1/8"	2.30	28.70	9.52	5/16-24UNF
SM4MU	1/4"	4.35	39.37	15.88	9/16-18UNF
SM8MU	1/2"	10.22	46.74	23.81	7/8-14UNF
SM12MU	3/4"	15.75	61.98	33.33	1 1/4-18UNEF
SM16MU	1"	22.10	65.79	41.28	1 1/2-20UN



Double Male Reducing Union

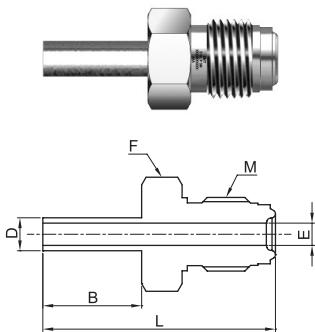
Part No.	Head Size (in)	Head Size (in)	E1	E2	F HEX.	L	M1	M2
SM4X2MRU	1/4"	1/8"	4.35	2.30	15.88	34.8	9/16-18UNF	5/16-24UNF
SM8X4MRU	1/2"	1/4"	10.22	4.35	23.81	43.4	7/8-14UNF	9/16-18UNF

NOTE:
 ·Dimensions and Drawings are for reference only and are subject to change without prior notice.
 ·Unless otherwise specified, all dimensions are in millimeters.



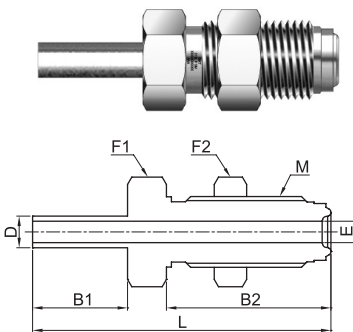
Bulkhead Union

Part No.	Head Size (in)	E	B	L	F1 HEX.	F2 HEX.	M
SM4BHU	1/4"	4.35	33.00	56.60	19.05	19.05	9/16-18UNF
SM8BHU	1/2"	10.22	37.60	65.25	26.98	26.98	7/8-14UNF
SM12BHU	3/4"	15.75	43.25	79.00	38.10	38.10	1 1/4-18UNEF
SM16BHU	1"	22.10	47.10	86.00	44.45	44.45	1 1/2-20UN



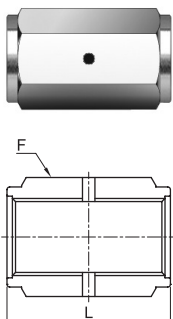
Tube Butt Weld (TBW) Connector

Part No.	Head Size (in)	Tube OD (D)		B	E	L	F HEX.	M
		Size (in)	Size					
SM4TC	1/4"	1/4"	6.35	19.05	4.35	42.65	15.88	9/16-18UNF
SM6TC	1/2"	3/8"	9.53	19.05	10.22	46.70	23.81	7/8-14UNF
SM8TC	1/2"	1/2"	12.70	19.05	10.22	46.70	23.81	7/8-14UNF
SM12TC	3/4"	3/4"	19.05	19.05	15.75	55.55	33.33	1 1/4-18UNEF



Tube Butt Weld (TBW) Bulkhead Connector

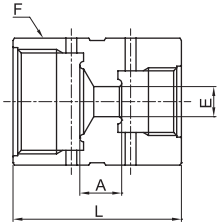
Part No.	Head Size (in)	Tube OD (D)		E	B1	B2	L	F1 HEX.	F2 HEX.	M
		Size (in)	Size							
SM4TBHC	1/4"	1/4"	6.35	4.35	19.05	33.00	59.85	19.05	19.05	9/16-18UNF
SM8TBHC	1/2"	1/2"	12.70	10.22	19.05	37.60	65.25	26.98	26.98	7/8-14UNF
SM12TBHC	3/4"	3/4"	19.05	15.75	19.05	43.25	71.30	38.10	38.10	1 1/4-18UNEF



Coupling

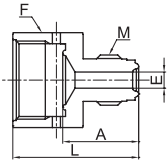
Part No.	Head Size (in)	F HEX.	L
SM2CG	1/8"	11.11	16.8
SM4CG	1/4"	19.05	30.2
SM8CG	1/2"	26.98	33.3
SM12CG	3/4"	38.10	42.7
SM16CG	1"	44.45	51.8

NOTE:
 ·Dimensions and Drawings are for reference only and are subject to change without prior notice.
 ·Unless otherwise specified, all dimensions are in millimeters.



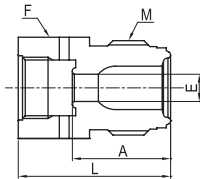

Double Female Reducing Union

Part No.	Head Size (in)	Head Size (in)	E	F HEX.	A	L
SM8X4FRU	1/2"	1/4"	6.4	26.98	8.9	35.8



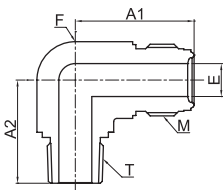
Reducing Adapter

Part No.	Head Size (in)	Head Size (in)	E	F HEX.	A	L	M
SM2X4RA	1/8"	1/4"	2.3	19.05	17.5	30.2	5/16-24UNF
SM4X8RA	1/4"	1/2"	4.6	26.98	21.6	35.8	9/16-18UNF



Reducing Bushing

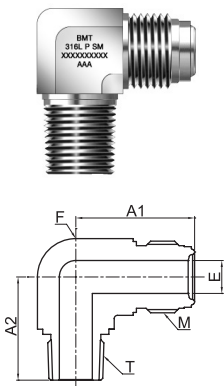
Part No.	Head Size (in)	Head Size (in)	E	F HEX.	A	L	M
SM4X2RB	1/4"	1/8"	3.3	15.88	19.3	26.9	9/16-18UNF
SM8X4RB	1/2"	1/4"	6.4	23.81	23.1	35.8	7/8-14UNF



Male Elbow (NPT)

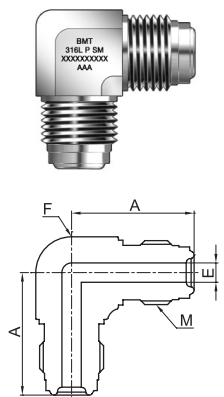
Part No.	Head Size (in)	T (NPT)	E	A1	A2	F Body	M
SM4MEN	1/4"	1/4"	4.35	27.18	27.18	17.0	9/16-18UNF
SM8MEN	1/2"	1/2"	10.22	36.83	36.83	25.0	7/8-14UNF
SM12MEN	3/4"	3/4"	15.75	48.80	43.50	33.3	1 1/4-18UNEF

NOTE:
 ·Dimensions and Drawings are for reference only and are subject to change without prior notice.
 ·Unless otherwise specified, all dimensions are in millimeters.



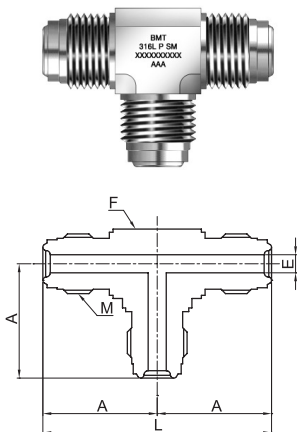
Male Elbow (PT)

Part No.	Head Size (in)	T (PT)	E	A1	A2	F Body	M
SM4MER	1/4"	1/4"	4.35	27.18	27.18	17.0	9/16-18UNF
SM8MER	1/2"	1/2"	10.22	36.83	36.83	25.0	7/8-14UNF
SM12MER	3/4"	3/4"	15.75	48.80	43.50	33.3	1 1/4-18UNEF



Union Elbow

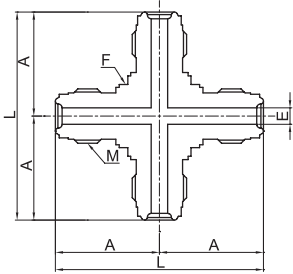
Part No.	Head Size (in)	E	A	F Body	M
SM4UE	1/4"	4.35	27.18	17.0	9/16-18UNF
SM8UE	1/2"	10.22	36.83	25.0	7/8-14UNF
SM12UE	3/4"	15.75	48.77	33.3	1 1/4-18UNEF
SM16UE	1"	22.10	50.80	42.8	1 1/2-20UN



Union Tee

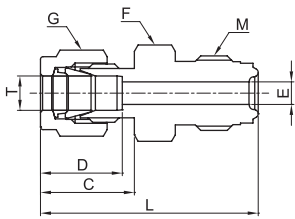

Part No.	Head Size (in)	E	A	L	F Body	M
SM4UT	1/4"	4.35	27.18	54.36	17.0	9/16-18UNF
SM8UT	1/2"	10.22	36.83	73.66	25.0	7/8-14UNF
SM12UT	3/4"	15.75	48.77	97.54	33.3	1 1/4-18UNEF
SM16UT	1"	22.10	50.80	101.60	42.8	1 1/2-20UN

NOTE:
 ·Dimensions and Drawings are for reference only and are subject to change without prior notice.
 ·Unless otherwise specified, all dimensions are in millimeters.



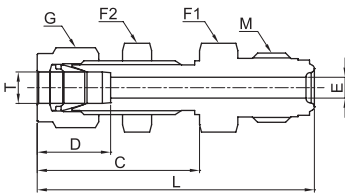

Union Cross

Part No.	Head Size (in)	E	A	L	F Body	M
SM4UC	1/4"	4.35	27.18	54.36	17.0	9/16-18UNF
SM8UC	1/2"	10.22	36.83	73.66	25.0	7/8-14UNF
SM12UC	3/4"	15.75	48.77	97.54	33.3	1 1/4-18UNEF
SM16UC	1"	22.10	50.80	101.60	42.8	1 1/2-20UN



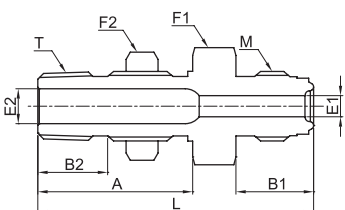
SUPERLOK Tube Fitting Connector

Part No.	Head Size (in)	Tube Size (in)	C	D	E	F HEX.	G HEX.	L	T (in)	M
SM4SC	1/4"	1/4"	17.8	15.5	4.35	15.88	14.28	41.4	1/4"	9/16-18UNF
SM8SC	1/2"	1/2"	22.1	22.9	10.22	23.81	22.23	49.5	1/2"	7/8-14UNF



SUPERLOK Tube Fitting Bulkhead Connector

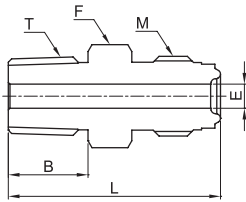
Part No.	Head Size (in)	Tube Size (in)	C	D	E	F1 HEX.	F2 HEX.	G HEX.	L	T (in)	M
SM4BHSC	1/4"	1/4"	33.5	15.5	4.60	15.88	15.88	14.28	57.2	1/4"	9/16-18UNF
SM8BHSC	1/2"	1/2"	41.9	22.9	10.22	23.81	23.81	22.23	69.5	1/2"	7/8-14UNF



Bulkhead Male Connector (NPT)

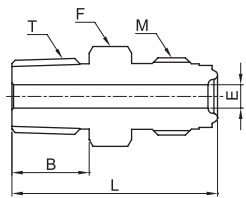
Part No.	Head Size (in)	T (NPT)	B1	B2	E1	E2	F1 HEX.	F2 HEX.	A	L	M
SM4BHMCN	1/4"	1/4"	15.7	14.2	4.60	7.1	20.64	20.64	31.5	56.1	9/16-18UNF

NOTE:
 ·Dimensions and Drawings are for reference only and are subject to change without prior notice.
 ·Unless otherwise specified, all dimensions are in millimeters.



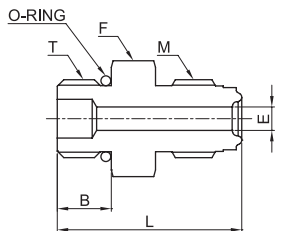
Male Connector (PT)

Part No.	Head Size (in)	T (PT)	E	B	L	F HEX.	M
SM2MCR	1/8"	1/8"	2.30	9.60	27.20	11.11	5/16-24UNF
SM4MCR	1/4"	1/4"	4.35	14.22	37.84	15.88	9/16-18UNF
SM8MCR	1/2"	1/2"	10.22	19.05	46.74	23.81	7/8-14UNF
SM12MCR	3/4"	3/4"	15.75	19.05	55.63	33.33	1 1/4-18UNEF
SM16MCR	1"	1"	22.10	23.88	62.74	41.28	1 1/2-20UN



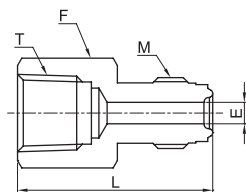

Male Connector (NPT)

Part No.	Head Size (in)	T (NPT)	E	B	L	F HEX.	M
SM2MCN	1/8"	1/8"	2.30	9.60	27.20	11.11	5/16-24UNF
SM4MCN	1/4"	1/4"	4.35	14.22	37.84	15.88	9/16-18UNF
SM8MCN	1/2"	1/2"	10.22	19.05	46.74	23.81	7/8-14UNF
SM12MCN	3/4"	3/4"	15.75	19.05	55.63	33.33	1 1/4-18UNEF
SM16MCN	1"	1"	22.10	23.88	62.74	41.28	1 1/2-20UN



Male Connector (SAE)

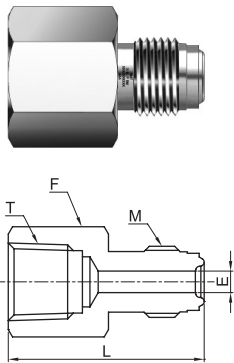
Part No.	Head Size (in)	T (SAE)	E	B	L	F HEX.	M
SM4X6MCU	1/4"	9/16-18UNF	4.35	9.9	33.8	19.05	9/16-18UNF
SM8X6MCU	1/2"	9/16-18UNF	10.22	9.9	37.6	23.81	7/8-14UNF
SM8X10MCU	1/2"	7/8-14UNF	10.22	12.7	42.2	25.40	7/8-14UNF
SM12X14MCU	3/4"	1 3/16-12UNF	15.75	15	51.5	33.33	1 1/4-18UNEF



Female Connector (PT)

Part No.	Head Size (in)	T (PT)	E	L	F HEX.	M
SM2FCR	1/8"	1/8"	2.30	30.2	14.28	5/16-24UNF
SM4FCR	1/4"	1/4"	4.35	39.1	19.05	9/16-18UNF
SM8FCR	1/2"	1/2"	10.22	50.5	26.98	7/8-14UNF
SM12FCR	3/4"	3/4"	15.75	59.9	33.33	1 1/4-18UNEF
SM16FCR	1"	1"	22.10	63.8	41.28	1 1/2-20UN

NOTE:
 ·Dimensions and Drawings are for reference only and are subject to change without prior notice.
 ·Unless otherwise specified, all dimensions are in millimeters.



Female Connector (NPT)

Part No.	Head Size (in)	T (NPT)	E	L	F HEX.	M
SM2FCN	1/8"	1/8"	2.30	30.2	14.28	5/16-24UNF
SM4FCN	1/4"	1/4"	4.35	39.1	19.05	9/16-18UNF
SM8FCN	1/2"	1/2"	10.22	50.5	26.98	7/8-14UNF
SM12FCN	3/4"	3/4"	15.75	59.9	33.33	1 1/4-18UNEF
SM16FCN	1"	1"	22.10	63.8	41.28	1 1/2-20UN

Gaskets



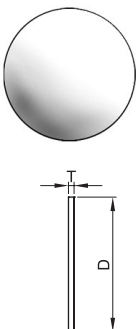
Gasket Retainer Assembly

Part No.	Head Size (in)	T	D1	D2
SM4GR	1/4"	0.8	5.6	11.85
SM8GR	1/2"	0.8	11.2	19.27
SM12GR	3/4"	0.8	16.7	27.90
SM16GR	1"	0.8	22.6	34.20



Gasket

Part No.	Head Size (in)	T	D1	D2
SM2GT	1/8"	0.8	2.3	6.6
SM4GT	1/4"	0.8	5.6	12.7
SM8GT	1/2"	0.8	11.2	19.8
SM12GT	3/4"	0.8	16.7	29.0
SM16GT	1"	0.8	22.6	35.8

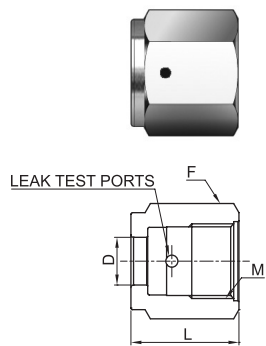


Blind Gasket

Part No.	Head Size (in)	T	D
SM4BGT	1/4"	0.8	11.9
SM8BGT	1/2"	0.8	19.8
SM12BGT	3/4"	0.8	28.9
SM16BGT	1"	0.8	35.5

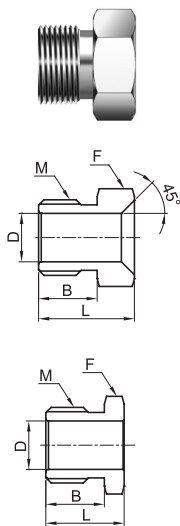
NOTE:
 ·Dimensions and Drawings are for reference only and are subject to change without prior notice.
 ·Unless otherwise specified, all dimensions are in millimeters.

Nuts, Caps and Plugs



Female Nut

Part No.	Head Size (in)	L	D	F Hex.	M
SM2FN	1/8"	13.5	5.3	11.11	5/16-24UNF
SM4FN	1/4"	20.6	9.1	19.05	9/16-18UNF
SM8FN	1/2"	22.4	15.5	26.98	7/8-14UNF
SM12FN	3/4"	28.5	22.8	38.10	1 1/4-18UNEF
SM16FN	1"	34.0	30.5	44.45	1 1/2-20UN

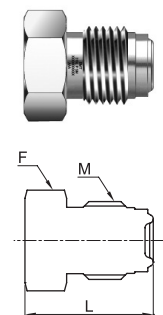


Male Nut

Part No.	Head Size (in)	L	B	D	F Hex.	M
SM2MN	1/8"	12.7	8.2	5.3	9.52	5/16-24UNF
SM4MN	1/4"	18.0	11.0	9.1	15.88	9/16-18UNF
SM4MNS*	1/4"	13.7	11.0	9.1	15.88	9/16-18UNF
SM8MN	1/2"	20.5	12.7	15.5	23.81	7/8-14UNF
SM12MN	3/4"	25.4	16.0	22.6	33.33	1 1/4-18UNEF
SM16MN	1"	30.2	20.0	30.5	41.28	1 1/2-20UN

*SM4MNS : Short Male nut 1/4" only

Short Male nut 1/4" only

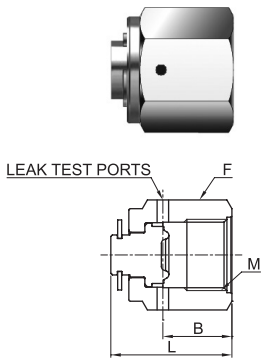


Plug

Part No.	Head Size (in)	L	F HEX.	M
SM2PG	1/8"	17.30	9.52	5/16-24UNF
SM4PG	1/4"	23.37	15.88	9/16-18UNF
SM8PG	1/2"	27.43	23.81	7/8-14UNF
SM12PG	3/4"	36.32	33.33	1 1/4-18UNEF
SM16PG	1"	38.61	41.28	1 1/2-20UN

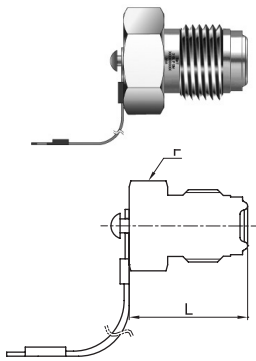
NOTE:

- Dimensions and Drawings are for reference only and are subject to change without prior notice.
- Unless otherwise specified, all dimensions are in millimeters.



Cap

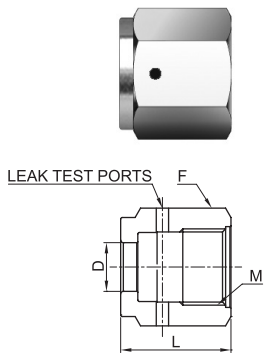
Part No.	Head Size (in)	L	B	F Hex.	M
SM2CP	1/8"	16.00	7.6	11.11	5/16-24UNF
SM4CP	1/4"	24.20	12.8	19.05	9/16-18UNF
SM8CP	1/2"	25.54	14.3	26.98	7/8-14UNF
SM12CP	3/4"	32.77	18.8	38.10	1 1/4-18UNEF
SM16CP	1"	40.12	22.0	44.45	1 1/2-20UN



Plug (Cable Type)

Part No.	Head Size (in)	F HEX.	L	Cable Length
SM4PGC	1/4"	15.88	23.37	260
SM8PGC	1/2"	23.81	27.43	260

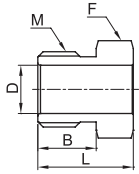
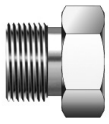
High - Flow Connection - "H" Type



High Flow Female Nut

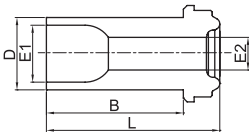

Part No.	Head Size (in)	L	D	F HEX.	M
SM4HFN	1/4"	20.57	9.9	19.05	9/16-18UNF

NOTE:
 ·Dimensions and Drawings are for reference only and are subject to change without prior notice.
 ·Unless otherwise specified, all dimensions are in millimeters.



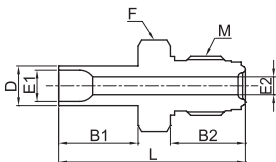
High Flow Male Nut

Part No.	Head Size (in)	B	L	D	F HEX.	M
SM4HMN	1/4"	11.0	18.03	9.9	15.88	9/16-18UNF



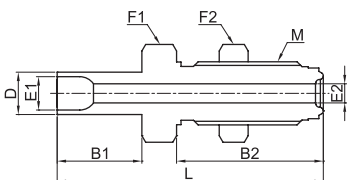
High Flow Long Gland

Part No.	Head Size (in)	Tube OD (D)		B	L	E1	E2
		Size (in)	Size				
SM4X6HLG	1/4"	3/8"	9.53	28.4	33.2	7.5	6.28



High Flow Tube Butt Weld (TBW) Connector

Part No.	Head Size (in)	Tube OD (D)		E1	E2	B1	B2	L	F HEX.	M
		Size (in)	Size							
SM4X6HTC	1/4"	3/8"	9.53	7.5	4.35	19.05	15.7	42.75	15.88	9/16-18UNF

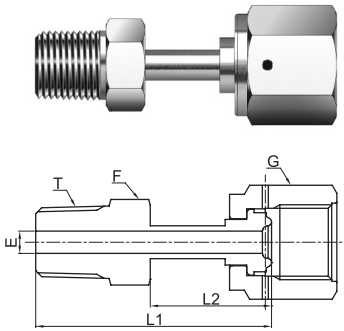


High Flow Tube Butt Weld (TBW) Bulkhead Connector

Part No.	Head Size (in)	Tube OD (D)		B1	B2	E1	E2	L	F1 HEX.	F2 HEX.	M
		Size (in)	Size								
SM4X6HBHC	1/4"	3/8"	9.53	19.05	33	7.5	6.35	59.85	19.05	19.05	9/16-18UNF

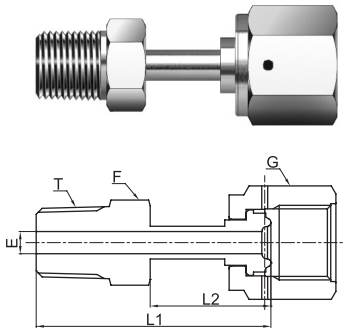
NOTE:
 ·Dimensions and Drawings are for reference only and are subject to change without prior notice.
 ·Unless otherwise specified, all dimensions are in millimeters.

Welded Assembly



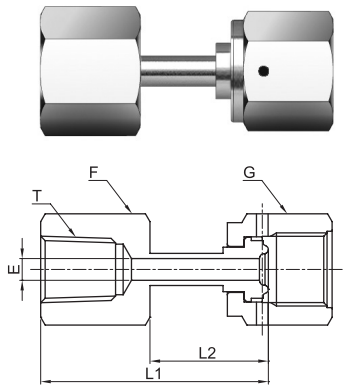
Welded Male Connector (PT)

Part No.	Head Size (in)	T (PT)	E	L1	L2	F HEX.	G HEX.
SM4WMCR	1/4"	1/4"	4.35	45.5	23.4	14.28	19.05
SM8WMCR	1/2"	1/2"	10.22	53.1	25.6	22.23	26.99



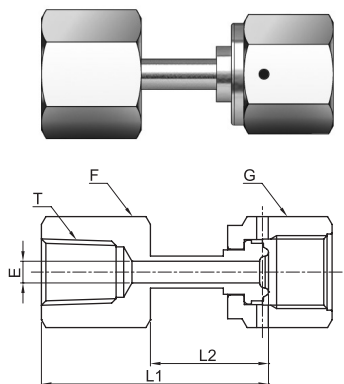
Welded Male Connector (NPT)

Part No.	Head Size (in)	T (NPT)	E	L1	L2	F HEX.	G HEX.
SM4WMCN	1/4"	1/4"	4.35	45.5	23.4	14.28	19.05
SM8WMCN	1/2"	1/2"	10.22	53.1	25.6	22.23	26.99



Welded Female Connector (PT)

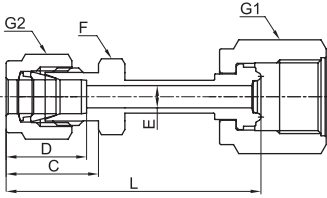

Part No.	Head Size (in)	T (PT)	E	L1	L2	F HEX.	G HEX.
SM4WFCR	1/4"	1/4"	4.35	45.0	23.4	19.05	19.05
SM8WFCR	1/2"	1/2"	10.22	55.4	26.4	26.99	26.99



Welded Female Connector (NPT)

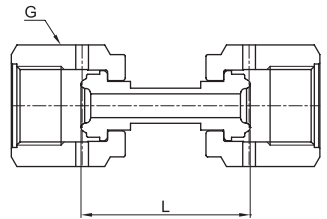
Part No.	Head Size (in)	T (NPT)	E	L1	L2	F HEX.	G HEX.
SM4WFCN	1/4"	1/4"	4.35	45.0	23.4	19.05	19.05
SM8WFCN	1/2"	1/2"	10.22	55.4	26.4	26.99	26.99

NOTE:
 ·Dimensions and Drawings are for reference only and are subject to change without prior notice.
 ·Unless otherwise specified, all dimensions are in millimeters.



Welded Lok Connector

Part No.	Head Size (in)	Tube Size (in)	C	D	E	L	F HEX.	G1 HEX.	G2 HEX.
SM4WSC	1/4"	1/4"	17.8	15.5	4.35	49.28	12.70	19.05	14.28
SM8WSC	1/2"	1/2"	22.1	22.9	10.22	56.64	20.64	26.99	22.23



Welded Female Union

Part No.	Head Size (in)	L	G HEX.
SM4WFU	1/4"	43.4	19.05
SM8WFU	1/2"	46.7	26.99

NOTE:

·Dimensions and Drawings are for reference only and are subject to change without prior notice.
 ·Unless otherwise specified, all dimensions are in millimeters.

BMT Co., Ltd.

Headquarters

(46031) 부산시 기장군 장안읍 신소재산단2로 17 (반룡리)

17, Sinsojaesandan 2-ro, Jangan-eup, Gijang-gun, Busan, 46031 South Korea

TEL: +82 51 780 5000 FAX: +82 51 780 5100

E-mail: superlok@superlok.com

WEB: www.superlok.com

Fittings & Valves

Industrial

Instrumentation Tube Fittings

i-Fitting®

Ball/Plug Valves

Double Block & Bleed Valves

Manifold/Gauge Valves

Globe/Needle Valves

Cryogenic Valves

Check/Relief/Excess Flow Valves

Medium/High Pressure Fittings & Valves

Eco-fuel Conversion and Supply Units

Ultra High Purity

HGB® (High-integrated Gas Box)

HGS® (High-integrated Gas System)

Weld & Metal Face Seal Fittings

Bend Fittings

Diaphragm Valves

Bellows Valves

Check Valves

Clean Ball Valves

Regulators

Gas Filters

HGB® : Trademark registered in Republic of Korea, Japan and United States (as of August 2025)

HGS® : Trademark registered in Republic of Korea, Japan and United States (as of May 2025)

Electric & Energy

Metal Clad Switchgear (MCSG)

Compact Switchboard

Motor Control Center (MCC)

Smart Distribution Board

Energy Management System (EMS)